

C1J
Paint Grade
 R/E Base
 $1/2" \times 5 1/2"$

C2J
Paint Grade
 Reverse Base
 $1/2" \times 3 1/4"$

C3J
Paint Grade
 Reverse Base
 $3/8" \times 2 1/4"$

C6J
Paint Grade
 Panel Cap
 $1 1/16" \times 2 1/4"$

C6R
**Redwood/
 Red Cedar**
 Panel Cap
 $1 1/16" \times 2 1/4"$

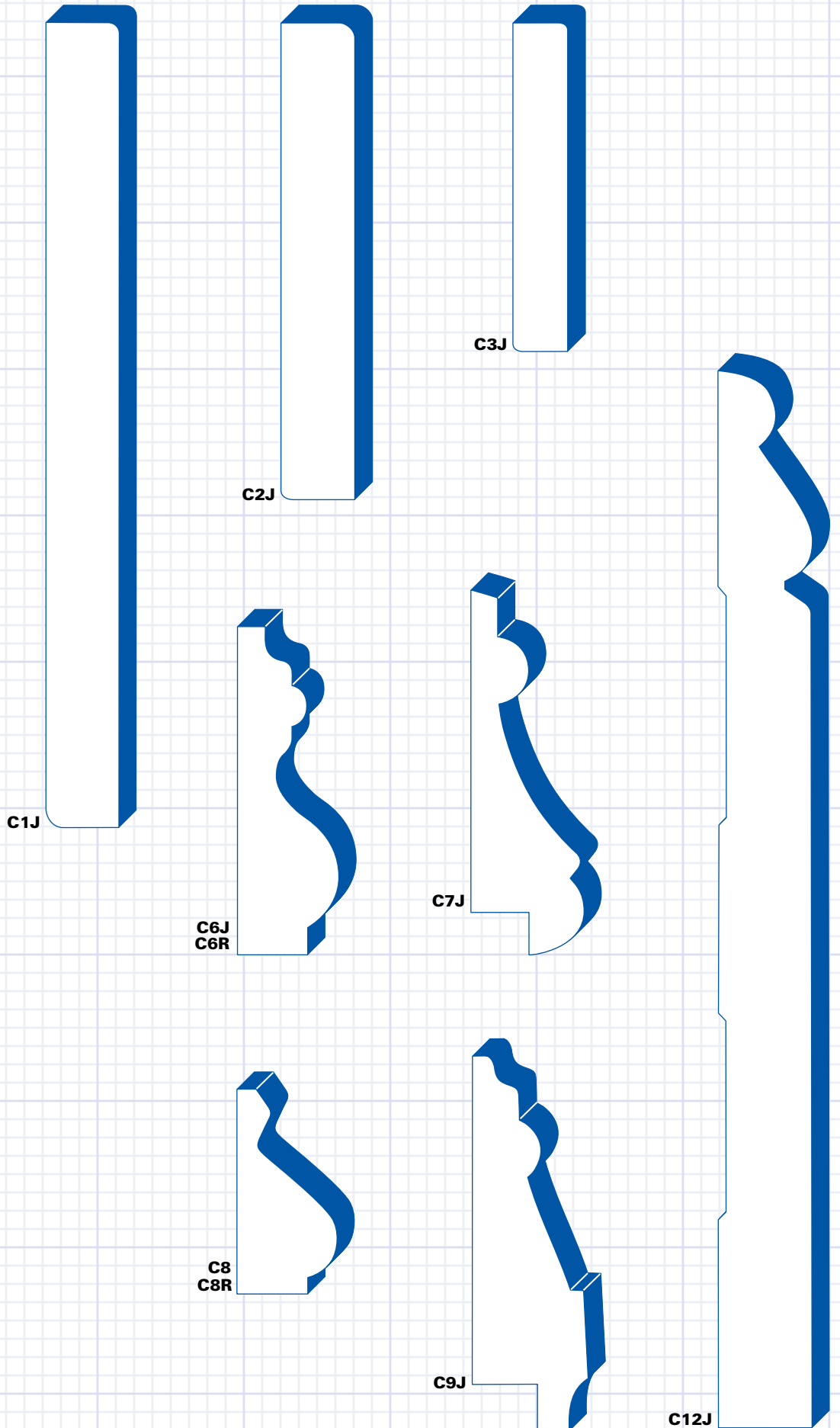
C7J
Paint Grade
 Cove Cap
 $3/4" \times 2 9/16"$

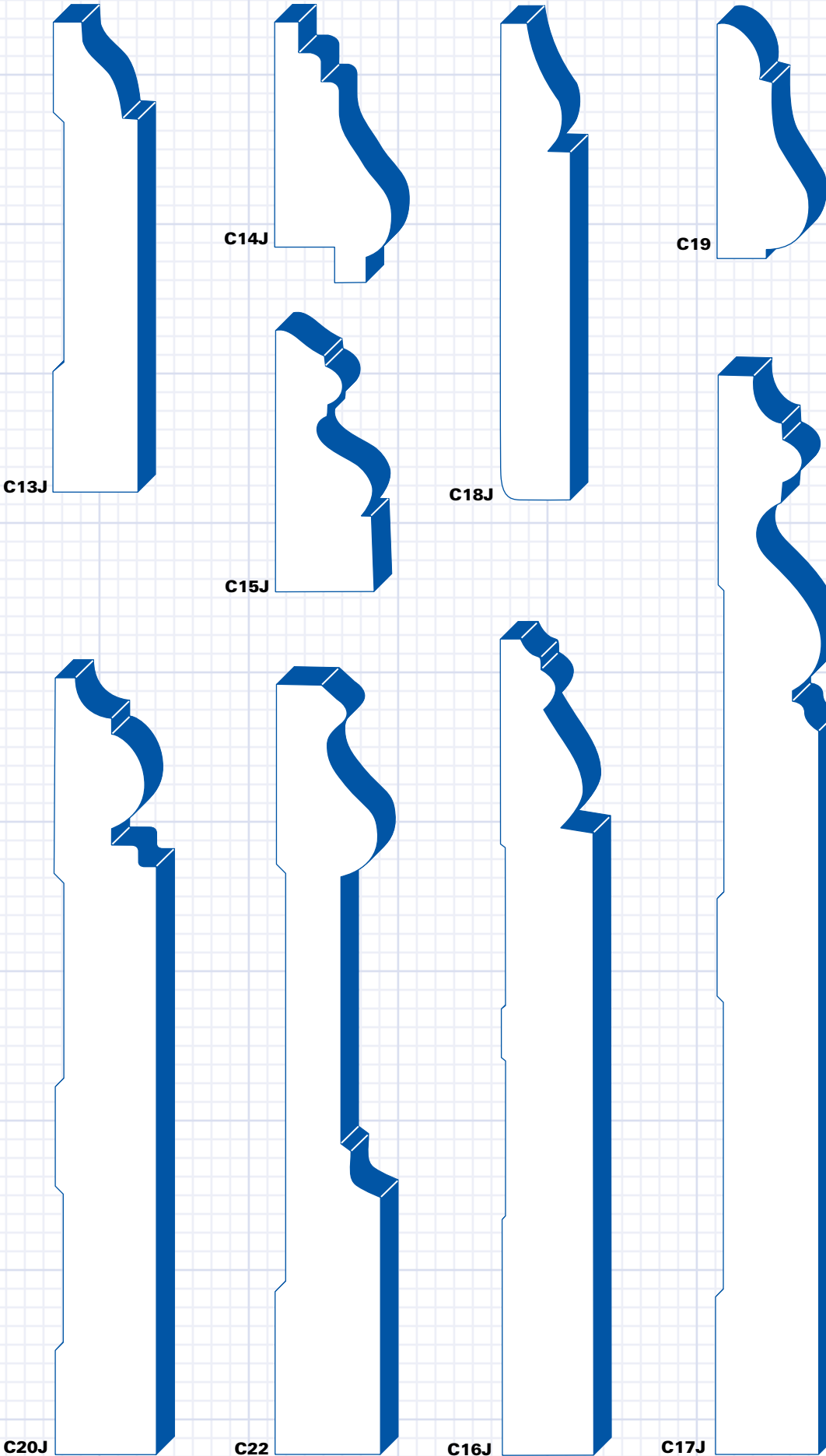
C8
Pine Coronado
 Base Cap
 $1 1/16" \times 1 3/8"$

C8R
**Redwood/
 Red Cedar**
 Base Cap
 $1 1/16" \times 1 3/8"$

C9J
Paint Grade
 Base Cap
 $3/4" \times 2 9/16"$

C12J
Paint Grade
 Moulded Base
 $5/8" \times 7 1/8"$





C13J
Paint Grade
 Coronado Base
 $9\frac{1}{16}'' \times 3\frac{1}{4}''$

C14J
Paint Grade
 Fulton Cap
 $13\frac{3}{16}'' \times 1\frac{3}{4}''$

C15J
Paint Grade
 Gallo Base Cap
 $11\frac{1}{16}'' \times 1\frac{3}{4}''$

C16J
Paint Grade
 Base
 $5\frac{1}{8}'' \times 5\frac{1}{2}''$

C17J
Paint Grade
 Broadway Base
 $11\frac{1}{16}'' \times 7\frac{1}{8}''$

C18J
Pine Solid
 First Base
 $1\frac{1}{2}'' \times 3\frac{3}{16}''$

C19
Paint Grade
 Kevin Cap
 $9\frac{1}{16}'' \times 1\frac{9}{16}''$

C20J
Paint Grade
 Wilson Base
 $5\frac{1}{8}'' \times 5\frac{3}{16}''$

C22
Pine Red Knot
 Country Base
 $5\frac{1}{8}'' \times 5\frac{3}{16}''$

BASES & BASE CAPS

C23J
Paint Grade
 Coronado Base
 9/16" x 5 1/2"



C23J

C24J
Paint Grade
 Moulded Base
 9/16" x 4 1/2"




C24J

C27J
Paint Grade
 Base Cap
 1 1/16" x 2 7/16"



C27J

C29
Solid Fir
 VG Base
 1 1/16" x 5"




C29

C31J
Paint Grade
 Base Shoe
 5/8" x 1"



C31J


C32J
Paint Grade
 Longdon Cap
 1" x 1 3/4"



C32J
 C32R

C32R
**Redwood/
 Red Cedar**
 Longdon Cap
 1" x 1 3/4"

C36J
Paint Grade
 Cap
 3/4" x 1 3/4"



C36J



C38J*

**Not shown to scale*

C37J
Paint Grade
 Base
 $\frac{3}{4}'' \times 7\frac{1}{8}''$

C38J*
Paint Grade
 Base
 $\frac{3}{4}'' \times 5\frac{7}{16}''$

C39J
Paint Grade
 Base Cap
 $\frac{5}{8}'' \times 2\frac{1}{16}''$

C40J*
Paint Grade
 Chalmers Base
 $\frac{5}{8}'' \times 5\frac{1}{2}''$


C42J
Paint Grade
 Cap
 $\frac{1}{2}'' \times \frac{3}{4}''$

C42R
Redwood/Red Cedar
 Cap
 $\frac{1}{2}'' \times \frac{3}{4}''$


C43J
Paint Grade
 Base / Casing
 $1\frac{3}{16}'' \times 5\frac{1}{4}''$

C54J
Paint Grade
 Notched Kerf Base
 $\frac{9}{16}'' \times 4\frac{1}{2}''$

C55J*
Paint Grade
 Notched Kerf Base
 $\frac{9}{16}'' \times 5\frac{1}{2}''$



C37J



C39J

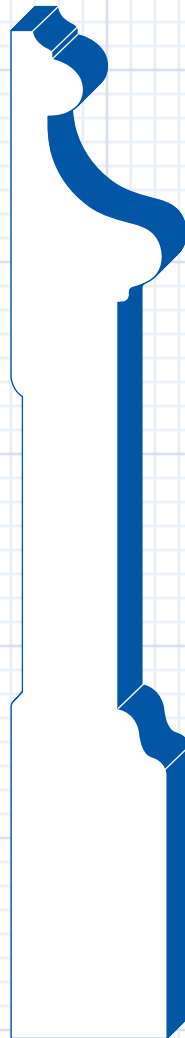


**Not shown to scale*

C40J*



C42J
C42R



C43J



C54J



C55J*

**Not shown to scale*

L10S

Oak Coronado
Base
 $1\frac{1}{2}'' \times 4\frac{1}{4}''$




L11S

Oak Coronado
Base
 $1\frac{1}{2}'' \times 3\frac{1}{4}''$



L16



L16

Oak Coronado
Cap
 $1\frac{1}{16}'' \times 1\frac{3}{8}''$

L17

Oak
Base Cap
 $1\frac{1}{2}'' \times 3\frac{1}{4}''$

L17



L25

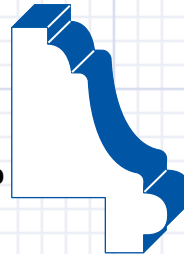
Oak
Bullnose and Cove
 $1\frac{1}{8}'' \times 1\frac{5}{16}''$

L11S

L29

Oak
Picture Moulding
 $1\frac{3}{16}'' \times 1\frac{1}{8}''$

L10S




L29

L31

Oak
Picture Moulding
 $1'' \times 2''$

L31



L59


Oak
Reversible Base
 $\frac{3}{8}'' \times 2\frac{1}{4}''$

L59

L106

Oak
OG Moulded Base
 $\frac{5}{8}'' \times 3\frac{1}{4}''$

L25



L120

Oak
Reversible Base
 $1\frac{1}{2}'' \times 3\frac{1}{4}''$

L106



L120



5514

