


J5J

House Whites
 Primed "Beaded"
 1" x 4"
 (9/16" x 3 1/8" face)



J6C

Red Cedar
 Clear Heart VG "Beaded" TG
 1" x 4"
 (5/8" x 3 1/8" face)



J6J

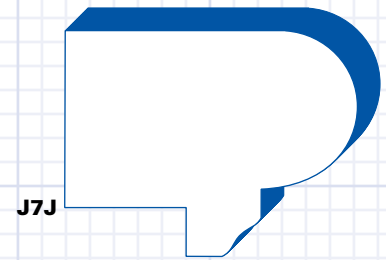

House Whites
 Clear "Beaded" TG
 1" x 4"
 (9/16" x 3 1/8" face)

J6K

Knotty Pine
 "Beaded" TG
 1" x 4"
 (11/16" x 3 1/8" face)

J7

Redwood
 Cap
 1 1/4" x 1 1/2"



J7F

Fir
 Cap
 1 1/4" x 1 1/2"

J7
J7F


J7J

J7J

Paint Grade
 Cap
 1 1/4" x 1 5/8"

J7P

Paint Grade
 Cap
 1 3/16" x 1 3/16"



J8

Pine
 Panel Cap
 1/2" x 1 1/8"

J7P

J8

J9

Paint Grade
 Cap
 1 3/16" x 2"



J9




J19J




J23J



J29J



J24J



J37J

J19J
Paint Grade
 Primed "V-Wall" TG
 $1\frac{1}{2}'' \times 4''$
 ($7\frac{1}{16}'' \times 3''$ face)

J23J
Paint Grade Primed
 "Bead-Wall" TG
 $7\frac{1}{16}'' \times 4''$
 ($1\frac{3}{32}'' \times 3''$ face)

J24J
Paint Grade
 "Varia" Wainscot Cap
 2"

J29J
House Whites
 Primed "Beaded"
 $1'' \times 6''$
 ($3\frac{1}{4}'' \times 5\frac{1}{8}''$ face)

J37J
House Whites
 Primed "V"
 $1'' \times 6''$
 ($3\frac{1}{4}'' \times 5\frac{1}{8}''$ face)

J39J

Windsor 1 Primed
 Hawaiian "V" TG
 1" x 8"
 (3/4" x 7 1/8" face)

J58

Douglas Fir
Select Struct
 "V" Face/"SE" Back
 2" x 6"
 (1 7/16" x 5" face)

J111

House White
 Reversible Int Lap
 1" x 6"

J47

Arauco 2" OC
 "Beaded" Plywood
 3/8" x 4' x 8'
 4' x 8' Panel

J106

FJ Pine
 Primed Nickel Gap
 9/16" x 6"

J196J

FJ Poplar
 Primed "V" TG
 7/16" x 6"

