

Wainscot



QUALITY PRODUCTS OFFERED BY BERONIO LUMBER

Decking | Fencing | Finish Lumber | Flooring | Framing
Hardwood Flooring | Paneling | Shingles | Siding
Stair Parts | Windows & Doors | Wainscot | Moulding

Main Showroom at:

2525 Marin Street (at Bayshore)
San Francisco, CA 94124

Tel: (415) 824-4300

Fax: (415) 824-3706

Business Hours:

Monday–Friday 6:00 am - 4:30 pm

Saturday 8:00 am - 2:30 pm

Additional Showroom at:

196 Napoleon Street
San Francisco, CA 94124

Tel: (415) 824-0621

Fax: (415) 824-7564

Business Hours:

Monday–Friday 7:00 am - 4:30 pm

Saturday - *Showroom open by appointment only*

**SUPPLYING THE BAY AREA WITH
THE FINEST BUILDING MATERIALS
SINCE 1911**

ALTHOUGH WE HAVE TRIED TO APPROXIMATE AS CLOSELY AS POSSIBLE THE ORIGINAL COLOR OF THE WOOD, NATURAL COLOR VARIANCES WILL EXIST WHEN COMPARED TO THE ACTUAL PRODUCT. THERE ARE NO REPRESENTATIONS OR WARRANTIES, EXPRESS OR IMPLIED OF ANY KIND WHATSOEVER, INCLUDING BUT NOT LIMITED TO REPRESENTATIONS OR WARRANTIES OF FITNESS FOR A PARTICULAR PURPOSE OF MERCHANTABILITY, WHICH EXTENDED BEYOND THE DESCRIPTION OF THE FACE HEREOF. SELLER'S LIABILITY SHALL BE LIMITED TO REPLACEMENT OR RESCISSION AT ITS SOLE ELECTION AND IN NO EVENT WILL SELLER BE LIABLE FOR CONSEQUENTIAL OR PUNITIVE DAMAGES. ANY REPRODUCTION OF THIS CATALOG IN WHOLE OR IN PART, OR ANY OTHER UNAUTHORIZED USE WITHOUT THE EXPRESS PERMISSION OF THE BERONIO LUMBER COMPANY IS PROHIBITED.

J5 Reversible Bead.....1

J6C Bead2

J6K Bead3

J21 Bead4

J38 Bead4

J125

J205

K40V6

K42V7

K46V8

K75V8

J5J Bead9

J6J Bead10

J1911

J23J Bead11

J29J Bead12

J37J13

J38P Bead13

J11114

J47 Arauco Panel15

J48 Panel15


J54 Panel16

J55 Panel16

J5617

J5717

Moulding Accessories18

A photograph of a hallway featuring white wainscot molding. The wall is painted a light blue. A white door is visible on the right. A black metal sconce with a single yellow candle is mounted on the wall. The floor is covered with a patterned rug. In the background, a dining table with a white tablecloth and a vase of yellow flowers is visible.

Beronio Lumber Company was founded in 1911 by Antone V. Beronio. The original lumber yard was located on Powell and Beach Streets on, what was then, San Francisco's busy waterfront. The yard serviced the countless contractors who were building the City. From the beginning, Beronio Lumber was actively involved in the millwork business providing both raw material and finished products. Over the years, we've gathered a rich assortment of patterns and profiles.


This little catalog presents those stock profiles that are most commonly used in wainscot or "bead board" applications. Every item in this catalog is available for immediate sale. However, our program is always in development. New patterns are being added and old ones modified. This catalog is a snapshot. Please give us a call before finalizing your specifications.

In addition to these wainscot profiles, we inventory a wide range of moulding, siding, soffit, ceiling and paneling profiles. These details can be found in either our Moulding or the Siding and Paneling Catalog. Thank you for your interest and we look forward to working with you.

J5 REVERSIBLE BEAD

J5 REVERSIBLE BEAD

Douglas Fir
Clear VG "Beaded" TG
1" x 4"
($\frac{9}{16}$ " x $3\frac{1}{8}$ " face)



SINGLE BEADED FACE

J5 - Single beaded face profile

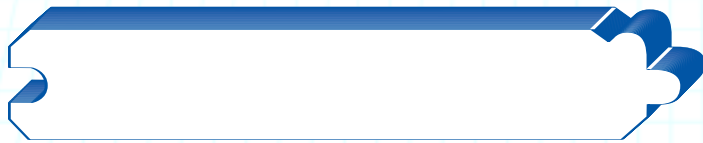


DUAL BEADED BACK



J5 - Dual beaded back profile

J6C BEAD

Western Red Cedar
Clear Heart VG (10% B)
1" x 4" Beaded TG
(5/8" x 3/8" face)



J6C - Beaded face profile

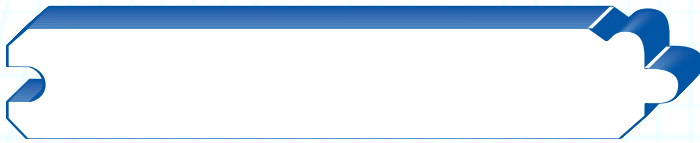


J6C - V back profile

J6K BEAD

J6K BEAD

Spruce Pine
D Select and Btr
1" x 4" Beaded T&G
(1 1/16" x 3 1/8" face)



BEADED FACE

J6K - Beaded face profile



V BACK



J6K - V back profile

J21 BEAD


Spruce/Pine
D Select and Btr
1" x 6" Beaded T&G
(1 1/16" x 5" face)



BEADED FACE



BEADED FACE



J21 - Beaded face profile

J38 BEAD


Spruce/Pine
D Select and Btr
1" x 6" T&G V
(1 1/16" x 5" face)



V FACE



V FACE



J38 - V face profile

J12

J12

Spruce/Pine
D Select and Btr
1" x 6" Finesline T&G
(1 1/16" x 5" face)



J12 - Finesline face profile



J20

J20

Spruce/Pine
D Select and Btr
1" x 8" Alpine Bead T&G
(1 1/16" x 6 5/8" face)




J20 - Beaded face profile




K40V

Western Red Cedar
Clear Heart VG (10% B)
5/8" x 4" T&G
(5/8" x 3 1/2" face)



SMOOTH FACE

K40V - Smooth face profile



RESAWN BACK

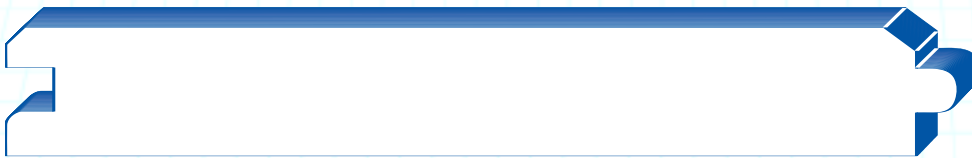
K40V - back profile

K42V


Western Red Cedar
Clear Heart VG (10% B)
1" x 6" T&G
(3/4" x 5 1/4" face)



SMOOTH FACE




RESAWN BACK



K46V

Western Red Cedar
Clear Heart VG (10% B)
1" x 6" Square Edge T&G
(3/4" x 5 1/4" face)



K46V - Square Edge profile




SQUARE EDGE



SQUARE EDGE

K75SE

Western Red Cedar
Clear Heart VG (10% B)
1" x 6" Fineline Reveal T&G
(3/4" x 5 1/4" face)



K75SE - Square Edge profile

Note: 2011 - Now a square edge profile.



V FACE





V FACE

J5J BEAD

J5J BEAD

House Whites
Primed FJ Pine
1" x 4" Beaded TG
($\frac{9}{16}$ " x $3\frac{1}{8}$ " face)




J5J - Beaded face profile

J6J BEAD


Primed FJ Pine

1" x 4" Beaded TG


(1 1/16" x 3 1/8" face)



BEADED FACE



J6J - Beaded face profile



V BACK



J6J - V back profile

J19


J19

House Whites

Primed Pine

7/16" x 4" Beaded T&G

(7/16" x 3" face)




J23J BEAD

J23J BEAD

Primed FJ Pine



7/16" x 4" Beaded T&G

(13/32" x 3" face)



J29J BEAD


House Whites
Primed FJ Pine
1" x 6"
(23/32" x 5 1/8" face)



J37J

J37J


House Whites
Primed FJ Pine
1" x 6" T&G Small V
($\frac{3}{4}$ " x $5\frac{1}{8}$ " face)



J38P BEAD


J38P BEAD

Primed Spruce/Pine
D Select and Btr
1" x 6" Finesline T&G
($1\frac{1}{16}$ " x 5" face)




J111

House Whites
Primed Pine
1" x 6" REVERSIBLE Shiplap
(3/4" x 4 3/4" face)




SMOOTH FACE




SMOOTH FACE



J111 - Face profile



ROUGH FACE



ROUGH FACE

J47 ARAUCO PANEL

J47 ARAUCO PANEL


Arauco Ply
Beaded Pine Plywood
2" OC Beaded
($\frac{3}{8}$ " x 48" x 96")



J48 PANEL



J48 PANEL

States Plywood
Beaded Hardwood Ply
1 1/2" OC Beaded
($\frac{1}{4}$ " x 48" x 96")



J54 PANEL

MDF Panel
3" OC Harbor Bead
(1/4" x 48" x 96")





J54 - Face profile

Repeats every 3"



J55 PANEL

MDF Panel
2" OC Astoria Bead
(1/4" x 48" x 96")



J55 - Face profile

Repeats every 1 1/2"



J56

J56

MDF Panel
6" OC Bayshore Bead
(1/4" x 48" x 96")



BEADED FACE

J56 - Beaded face profile

Repeats every 6"



J57

J57

Azek PVC
1/2" x 6" Beaded T&G
(1/2" x 5 3/8" face)



BEADED FACE




J57 - Beaded face profile

BEADED FACE



C38J

Paint Grade
Base
3/4" x 5 7/16"



J7

Redwood / Cedar
Cap
1 1/4" x 1 1/2"



J7F

Fir
Cap
1 1/4" x 1 1/2"

J7J

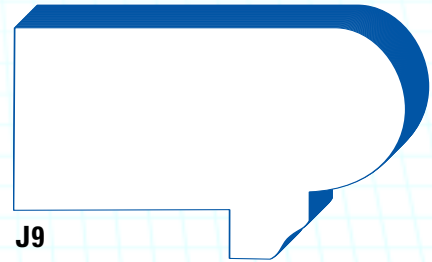

Paint Grade
Cap
1 1/4" x 1 5/8"

J7P

Paint Grade
Cap
1 3/16" x 1 3/16"

J9

Paint Grade
Cap
1 3/16" x 2"



2212


Paint Grade
Wainscot Base
9/16" x 3 1/4"

2212C

Cherry
Wainscot Base
9/16" x 3 1/4"

2212G

Mahogany
Wainscot Base
9/16" x 3 1/4"



2212M

Maple
Wainscot Base
9/16" x 3 1/4"

2212R

Red Oak
Wainscot Base
9/16" x 3 1/4"

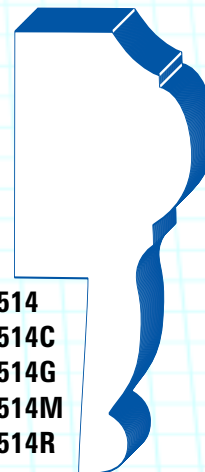
2212 2212C 2212G
2212M 2212R

5514

Paint Grade
Cap
1 5/16" x 2 5/16"

5514C

Cherry
Cap
1 5/16" x 2 5/16"



5514G

Mahogany
Cap
1 5/16" x 2 5/16"

5514M

Maple
Cap
1 5/16" x 2 5/16"

5514R

Red Oak
Cap
1 5/16" x 2 5/16"

5514
5514C
5514G
5514M
5514R

