

DECK FASTENING SYSTEMS

DECKMASTER® BRACKETS


Beautiful decks—When you build a deck with Deckmaster® fasteners, you will find no unsightly nails or screws to blemish the beauty of the wood. The result is a smooth, unmarred deck surface.

The Deckmaster® fastener was designed by a professional deck builder to help deck boards withstand extreme weather conditions, from snow and ice to desert heat. Every deck board is double screwed from the bottom creating a solid, stable deck.

Construct a safer deck with Deckmaster® fasteners. There are no screws or nails to pop up as the wood shrinks. Wood splinters resulting from surface nails or screws will be a hazard of the past. Bare feet are always comfortable on the smooth surface of a deck built with Deckmaster® fasteners.

Why decks fail: with conventional deck construction, screws or nails are driven through the top of planks in wood joists. As wood weathers and shrinks, screws and nails loosen and pop up becoming hazardous and allowing water to penetrate through the deck boards and joists causing wood rot. The wood is no longer protected even if the surface has been preservative treated. Deckmaster® fasteners protect the deck surface by elimination the primary cause of deck failure—moisture penetration through exposed screw or nail holes on the top of the deck surface.

Approved for use with all species of deck wood. Including treated wood and Mobil Trex® decking.



Size	Type	Qty	Code
22½"	Stainless (special order)	EA	9DMASS

2" Decking

Size	Type	Qty	Covers	Code
22½"	Galvanized	10/PCK	25sq/FT	9DMAST1
22½"	Galvanized	100/PCK	250sq/FT	9DMAST2

1" and ¾" Decking

Size	Type	Qty	Covers	Code
22½"	Galvanized	10/PK	25sq/FT	9DMAST3
22½"	Galvanized	100/PK	250sq/FT	9DMAST4

DEC•KLIP™

Clip requirements: (approximate only).

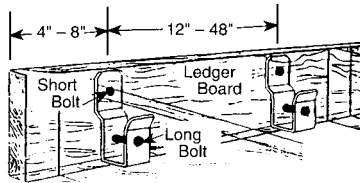


Size	Joint Sp	No Clips/Sq/Ft
2x6	2' centers	1
2x6	16" centers	1.5
2x4	2' centers	1.8
2x4	16" centers	2.3

TYPE	CODE
DEC•Klip	9DCLIP
Starter Klip	9DCSTR

DECKS MADE EASY THE STRATTON BRACKET

Stairs/steps made easy. Bolts directly against any type of siding. The Stratton Bracket was specifically designed to meet or exceed the national building code requirements and has been tested to safely support loads of more than 400LB when just 2 brackets are properly used or installed.



Frameworks Using Space Brackets		Code
2x6 Joist	Up to 48" Apart	9DECKB
2x8 Joist	Up to 24" Apart	
2x10 Joist	Up to 16" Apart	
2x12 Joist	Up to 12" Apart	


BOWRENCH DECK TOOL

What is it?

It's the best tool for straightening (or bending) boards and joining tongue & groove materials!

Where do you use it?


Decking, roofing, walls, T&G boards, T&G plywood, T&G fiber panels, boat building; what's your application?



Code
ZT00LT

IPÉ CLIP EXTREME KD

- Stainless steel reinforced, square style.
- (175) IPÉ CLIP® Extreme Fasteners.
- (190) #8x2 Stainless steel screws.
- (12) IPÉ plugs.
- (1) Drill bit & screw gun driver bit.
- (1) Instruction sheet.
- Brown only.



QTY
EA

Code
9ICLIPX

IPÉ PLUGS

Extra 3/8" IPÉ PLUGS for placement in screw holes of the starter deck boards.



QTY
100 pcs.

Code
667494

IPÉ TORX DRIVE SCREWS

Our high quality #8 stainless steel Torx drive screws.



QTY
EA

Code
9ITRIM

IPÉ TORX DRIVE SCREWGUN TIPS

#10 Torx drive screwgun tips.

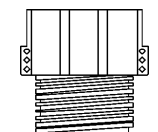
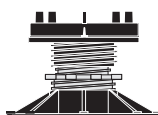


QTY
EA

Code
91TORX

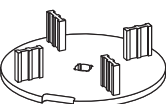
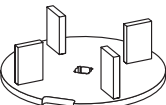
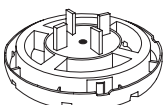
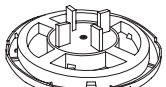
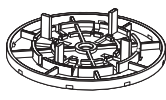
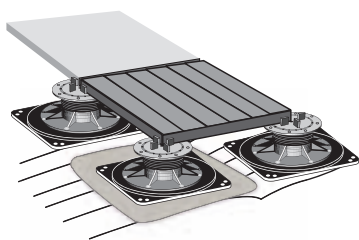
DECK FASTENING SYSTEMS

BISON LEVEL.IT® ADJUSTABLE DECK SUPPORTS AND COUPLERS



	Size	Description	Qty	Code
LC	1 3/8" - 4 1/2"	LC - Adjustable Pedestal	EA	94LIB2
C1	0" - 1 1/2"	C1 - Gray Coupler	EA	94LIC5
C4	adds up to 4"	C4 - Black Coupler (in combination w/ LC & LC1)	EA	94LIC4

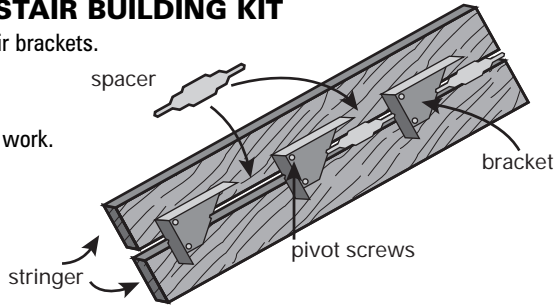
BISON LEVEL.IT® ACCESSORIES



	Size	Description	Qty	Code
HD50	1/2" Fixed Height	HD50 - Stackable Fixed Height Support	EA	94HD50
HD75	3/4" Fixed Height	HD75 - Stackable Fixed Height Support	EA	94HD75
B11	1/16" Fixed Height	B11 - Rubber Shim	EA	94LIB11
PS1	1/8" Fixed Height	PS1 - Plastic Shim	EA	94LIPS1
LD4	Compensates for 1/4" per foot slope	LD4 - Bottom Leveler	EA	94LILD4
PH5	Compensates for 0 - 5/8" per foot slop	PH5 - Top Leveler	EA	94LIPH5
FFB	12" - 12"	FFB - Floating Foundation Base (Soil)	EA	94LIFFB
FIB	12" - 12"	FIB - Floating Insulation Base (Roof)	EA	94LIFIB
DPH0	5/8" Fixed Height	DPH0 - Stackable Fixed Height Support	EA	94DPH0
DPH1	1 1/8" Fixed Height	DPH1 - Stackable Fixed Height Support	EA	94DPH1
ST18	1/8" Spacer Tab	ST18 - For Stone	EA	
A4.5	4.8mm Spacer Tab	A4.5 - For Wood	EA	
FS1		FS1 - Fastening Kit For Bison Wood Tiles	EA	

EZ-STAIR® STAIR BUILDING KIT

- Adjustable stair brackets.
- Interior stairs.
- Exterior stairs.
- Concrete form work.



QTY	Code
2EA	94EZR
8EA	94EZR

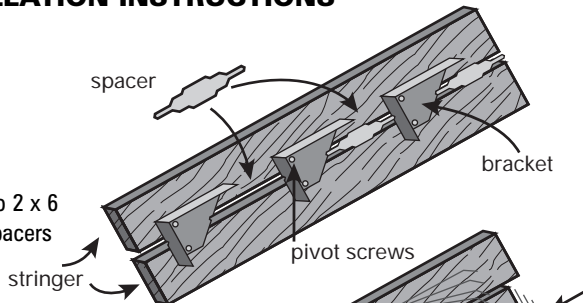
EZ STAIR XTRA SPACERS

QTY	Code
8EA	94EZR

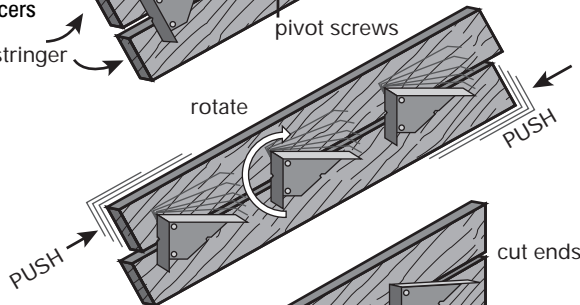


3 EZ STEPS INSTALLATION INSTRUCTIONS

1. Set the brackets on the two 2 x 6 stringer members using the spacers and pivot screws.



2. Remove spacers and rotate brackets to adjust stair height.



3. Fix brackets in position, attach risers and treads.

