

C1J
Paint Grade
R/E Reverse Base
1/2" x 5 1/2"

C2J
Paint Grade
Reverse Base
1/2" x 3 1/4"

C3J
Paint Grade
Reverse Base
3/8" x 2 1/4"

C6J
Paint Grade
Panel Cap
1 1/16" x 2 1/4"

C7J
Paint Grade
Cove Cap
3/4" x 2 9/16"

C8
Pine Coronado
Base Cap
1 1/16" x 1 3/8"

C8R
Redwood/
Red Cedar
Base Cap
1 1/16" x 1 3/8"

C9J
Paint Grade
Base Cap
3/4" x 2 9/16"

C10
Pine
Base Cap
1/2" x 3/4"

C11
Pine
Base Shoe
1/2" x 3/4"

C12J
Paint Grade
Moulded Base
5/8" x 7 1/8"

C13J
 Paint Grade
 Coronado Base
 9/16" x 3 1/4"

C13M
 MDF Superprime
 Base
 9/16" x 3 1/4"

C14J
 Paint Grade
 Fulton Cap
 13/16" x 1 3/4"

C15J
 Paint Grade
 Gallo Base Cap
 11/16" x 1 3/4"

C16J
 Paint Grade
 Base
 5/8" x 5 1/2"

C16M
 MDF Primed
 Base
 5/8" x 5 7/16"

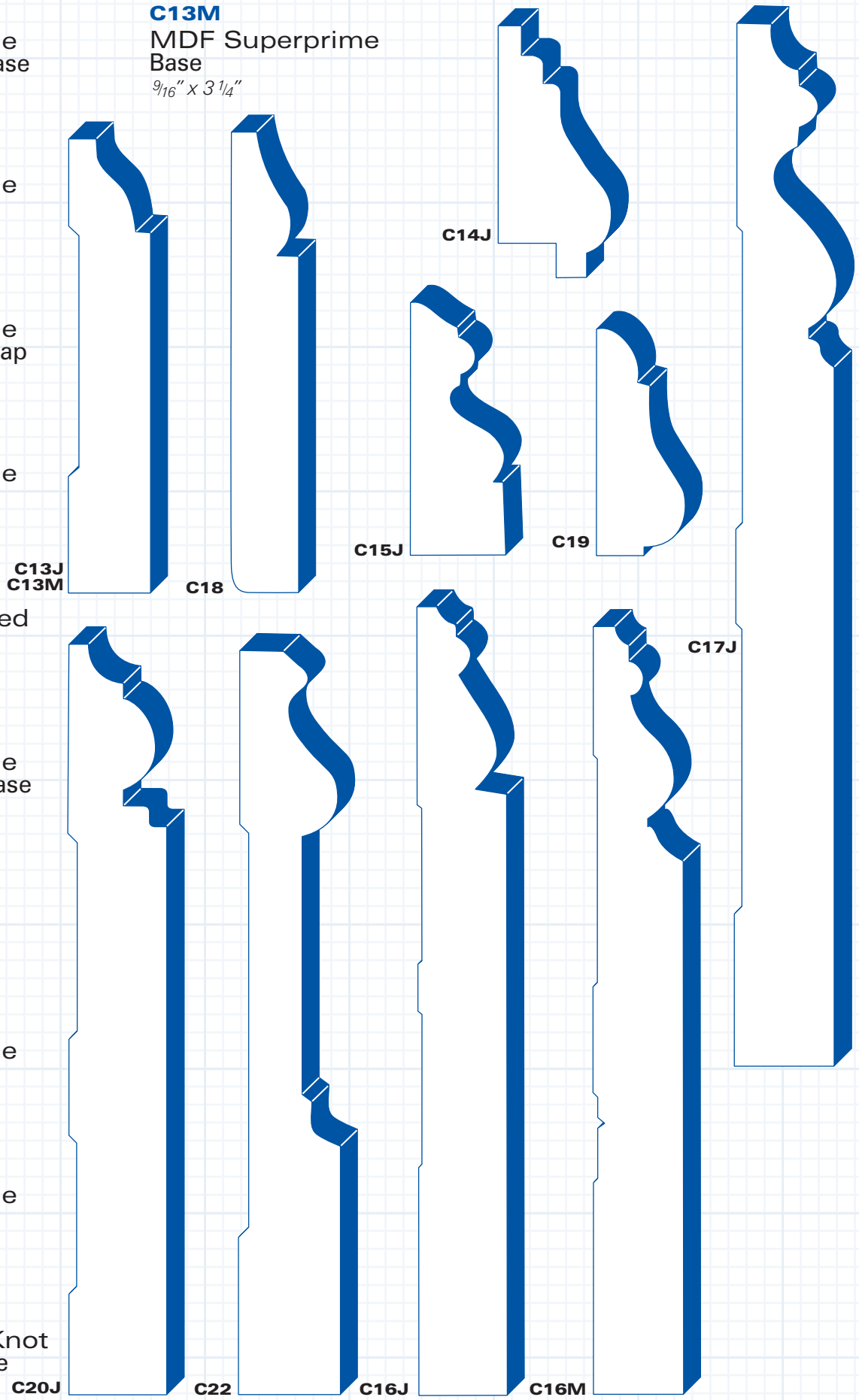
C17J
 Paint Grade
 Broadway Base
 11/16" x 7 1/8"

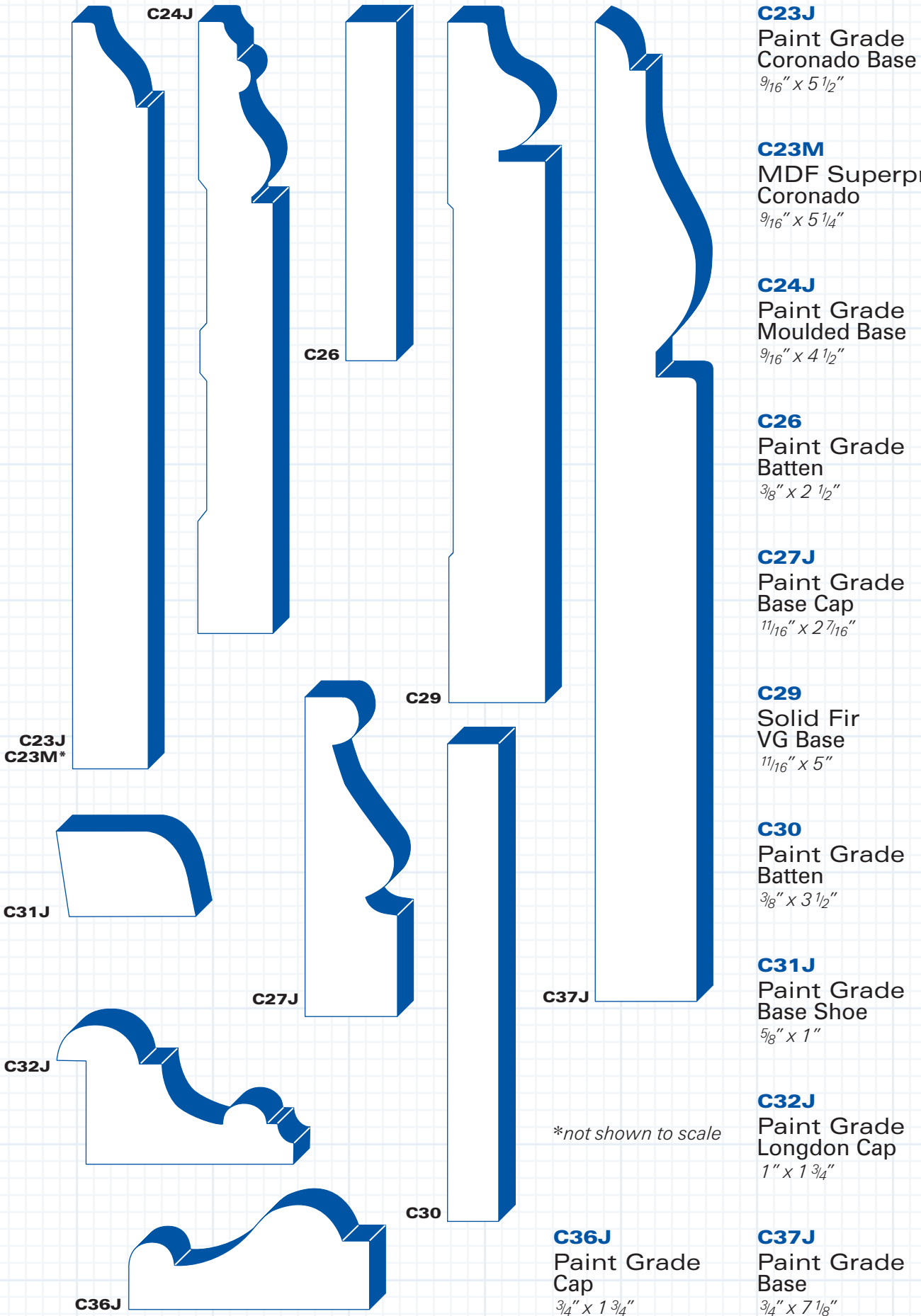
C18
 Pine Solid
 First Base
 1/2" x 3 3/16"

C19
 Paint Grade
 Kevin Cap
 9/16" x 1 9/16"

C20J
 Paint Grade
 Wilson Base
 5/8" x 5 3/16"

C22
 Pine Red Knot
 Country Base
 5/8" x 5 3/16"





C23J
Paint Grade
Coronado Base
 $9/16'' \times 5 1/2''$

C23M
MDF Superprime
Coronado
 $9/16'' \times 5 1/4''$

C24J
Paint Grade
Moulded Base
 $9/16'' \times 4 1/2''$

C26
Paint Grade
Batten
 $3/8'' \times 2 1/2''$

C27J
Paint Grade
Base Cap
 $1 1/16'' \times 2 7/16''$

C29
Solid Fir
VG Base
 $1 1/16'' \times 5''$

C30
Paint Grade
Batten
 $3/8'' \times 3 1/2''$

C31J
Paint Grade
Base Shoe
 $5/8'' \times 1''$

C32J
Paint Grade
Londgon Cap
 $1'' \times 1 3/4''$

**not shown to scale*


C36J
Paint Grade
Cap
 $3/4'' \times 1 3/4''$

C37J
Paint Grade
Base
 $3/4'' \times 7 1/8''$

C38J
Paint Grade
Base
3/4" x 5 7/16"




C39J
Paint Grade
Base Cap
5/8" x 2 1/16"



C39J

C40J
Paint Grade
Chalmers Base
5/8" x 5 1/2"



C40J



C41

C41
Paint Grade
Batten
1/4" x 3 1/2"



C42J

C42J
Paint Grade
Cap
1/2" x 3/4"



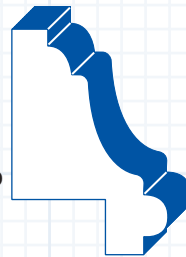
L16

L10S
Oak Coronado
Base
1/2" x 4 1/4"



L17

L11S
Oak Coronado
Base
1/2" x 3 1/4"




L29

L16
Oak Coronado
Cap
1 1/16" x 1 3/8"

L17
Oak
Base Cap
1/2" x 3/4"


L25
Oak
Bullnose and Cove
1 1/8" x 1 55/64"



L25

L29
Oak
Picture Moulding
1 3/16" x 1 1/8"

L31
Oak
Picture Moulding
1" x 2"

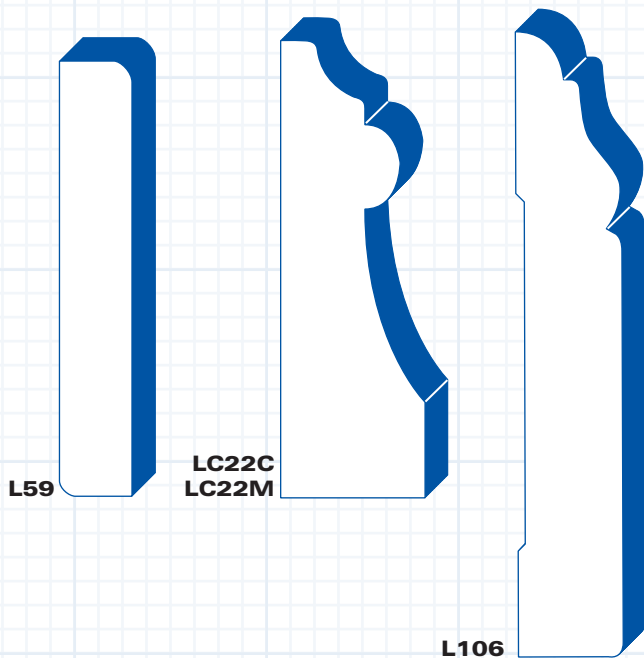


L31

L59
Oak
Reversible Base
 $\frac{3}{8}'' \times 2 \frac{1}{4}''$

L106
Oak
OG Moulded Base
 $\frac{5}{8}'' \times 3 \frac{1}{4}''$

L120
Oak
Reversible Base
 $\frac{1}{2}'' \times 3 \frac{1}{4}''$



LC22C
Cherry Bead
Cap
 $\frac{3}{4}'' \times 2 \frac{3}{8}''$

LC22M
Maple Bead
Cap
 $\frac{3}{4}'' \times 2 \frac{3}{8}''$

218C
Cherry
Base
 $\frac{1}{2}'' \times 3 \frac{1}{4}''$

218G
Mahogany
Base
 $\frac{1}{2}'' \times 3 \frac{1}{4}''$

218M
Maple
Base
 $\frac{1}{2}'' \times 3 \frac{1}{4}''$

2212
Paint Grade
Wainscot Base
 $\frac{9}{16}'' \times 3 \frac{1}{4}''$

2212C
Cherry
Wainscot Base
 $\frac{9}{16}'' \times 3 \frac{1}{4}''$

2212G
Mahogany
Base
 $\frac{9}{16}'' \times 3 \frac{1}{4}''$

2212M
Maple
Base
 $\frac{9}{16}'' \times 3 \frac{1}{4}''$

2212R
Red Oak
Base
 $\frac{9}{16}'' \times 3 \frac{1}{4}''$

5514
Paint Grade
Cap
 $\frac{15}{16}'' \times 2 \frac{5}{16}''$

5514C
Cherry
Cap
 $\frac{15}{16}'' \times 2 \frac{5}{16}''$

5514G
Mahogany
Cap
 $\frac{15}{16}'' \times 2 \frac{5}{16}''$

5514M
Maple
Cap
 $\frac{15}{16}'' \times 2 \frac{5}{16}''$

5514R
Red Oak
Cap
 $\frac{15}{16}'' \times 2 \frac{5}{16}''$

