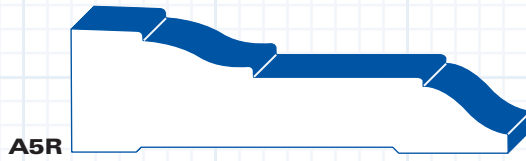



A5R

Redwood/Red Cedar*
Casing
5/8" x 2 1/4"



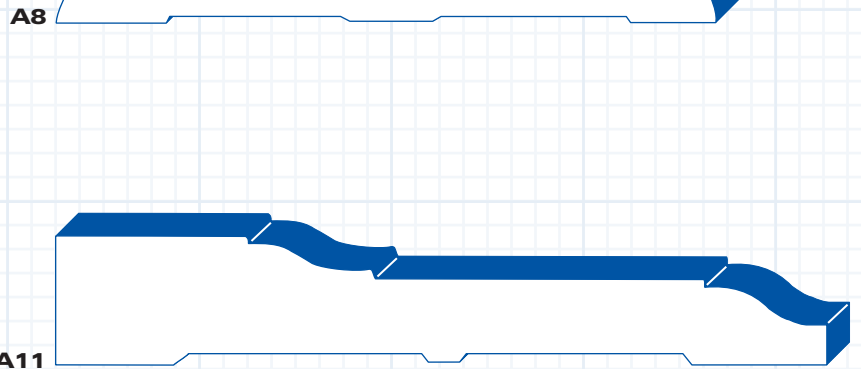
A8

Redwood/Red Cedar*
"Beaded" Casing
5/8" x 3 1/2"



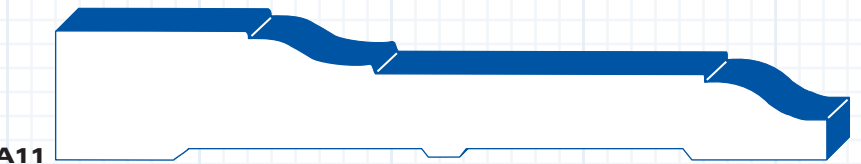
A11

Redwood/Red Cedar*
Colonial Casing
5/8" x 4"



A12R

Redwood/Red Cedar*
Victorian Casing
1 1/16" x 5 1/2"



A15R


Redwood/Red Cedar*
OG Casing
1 1/16" x 5 1/2"



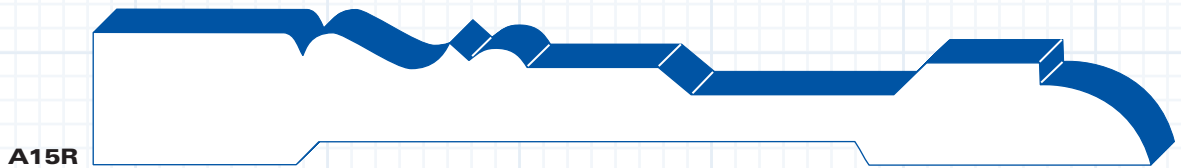
A16R

Redwood/Red Cedar*
Bell Casing
1 1/16" x 5 1/2"


*PATTERN MAY ALTERNATE BETWEEN
REDWOOD & RED CEDAR DEPENDING
ON AVAILABILITY



A12R



A15R



A16R



A22R

A22R

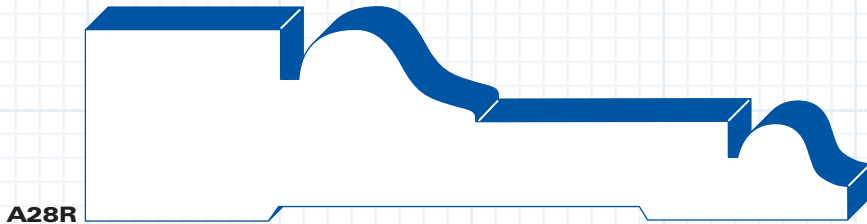
Redwood/Red Cedar
MPB Casing
5/8" x 2 5/8"



A24R

A24R

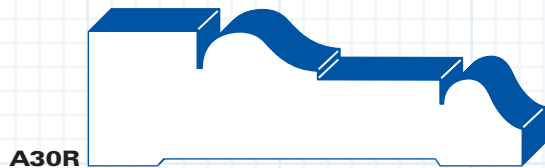
Redwood/Red Cedar
AVB Casing
5/8" x 3 1/2"



A28R

A28R

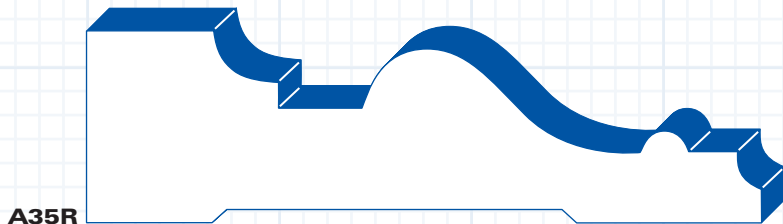
Redwood/Red Cedar
Powell & Beach Casing
1" x 4"



A30R

A30R


Redwood/Red Cedar
Augusta Casing
1 1/16" x 2 1/4"



A35R

A35R

Redwood/Red Cedar
Power Casing
1" x 3 1/2"



A55R

A55R

Redwood/Red Cedar
Fluted Casing
1" x 5 1/2"

B2
 Redwood/Red Cedar
 CAH Crown Moulding
 5 1/4"

B3R
 Redwood/Red Cedar
 Crown Moulding
 3 5/8"

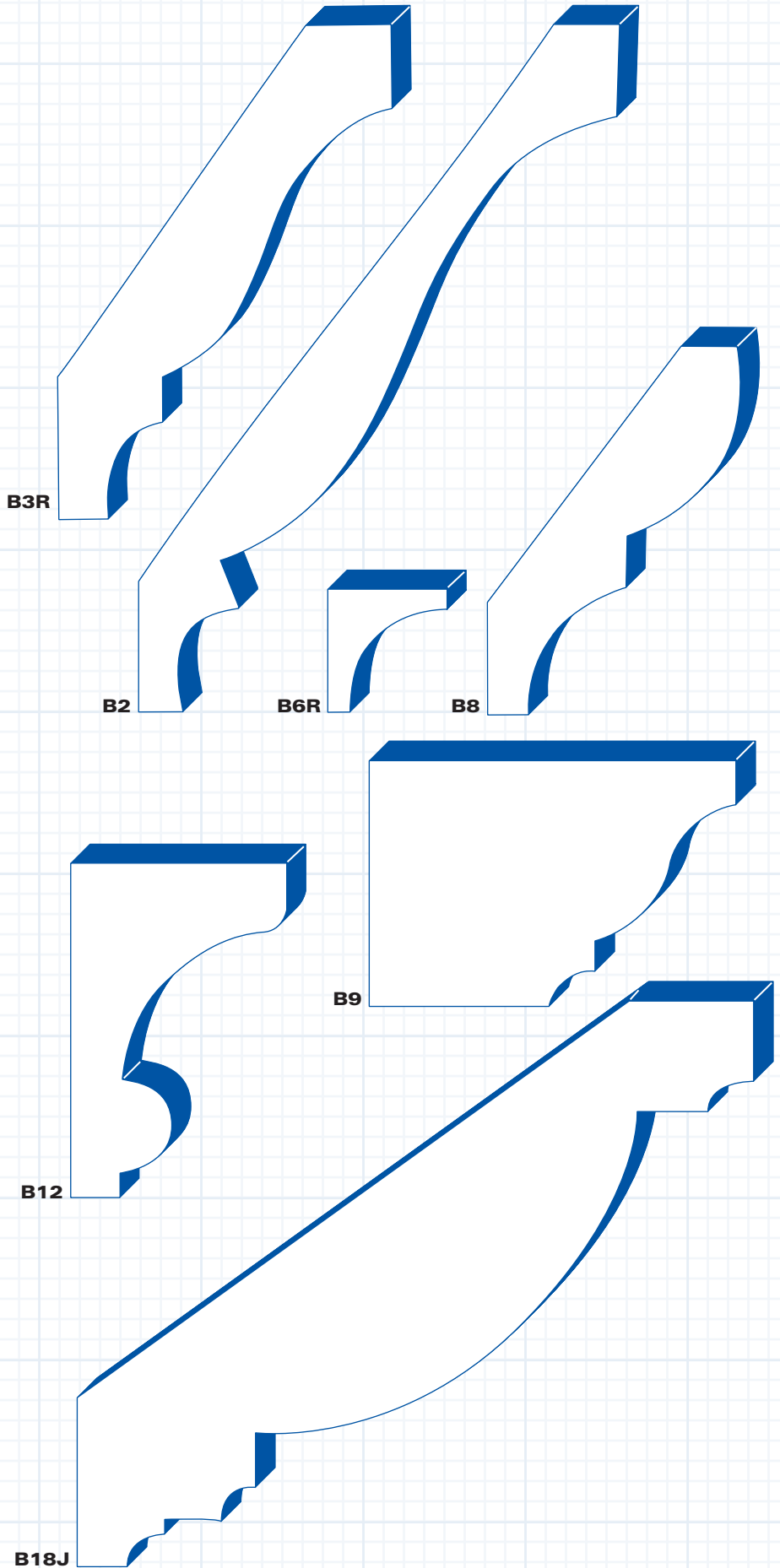
B6R
 Redwood/Red Cedar
 Cove Moulding
 1 1/16" x 1 1/16"


B8
 Redwood/Red Cedar
 Bed Moulding
 2 3/4"

B9
 Redwood/Red Cedar
 Header Cap
 1 1/2" x 2 1/4"

B12
 Redwood/Red Cedar
 "Beaded" Cove
 1 5/16" x 2 1/8"

B18J
 Redwood/Red Cedar
 Ovolo Crown
 5 1/2"






B19J
Redwood/Red Cedar
Cove
5 1/2"

B23R
Redwood/Red Cedar
Crown
3 1/8"

B29R
Redwood/Red Cedar
Alydar Crown
1" x 1 1/2"

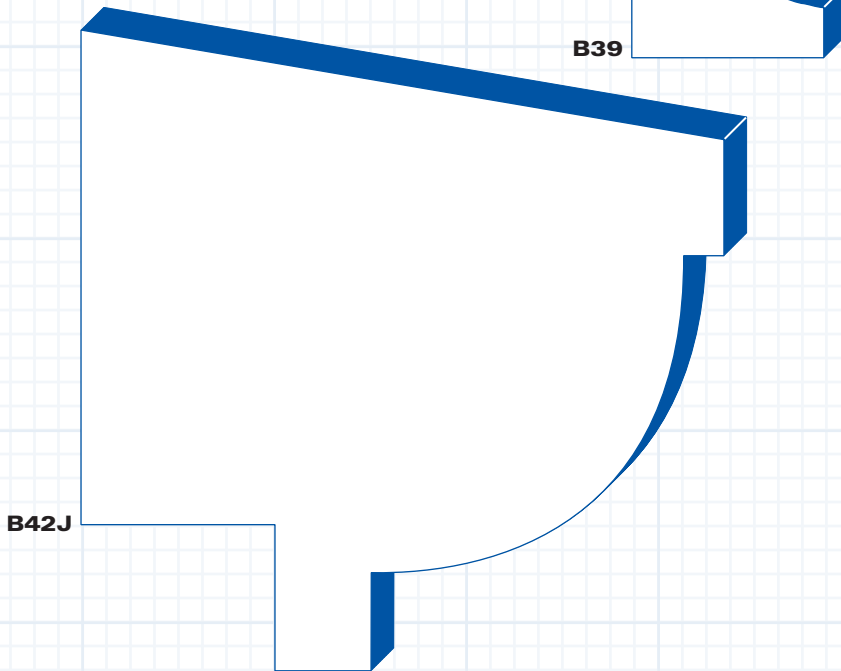


B36
Redwood/Red Cedar
Ballymoss Cove
1 1/2" x 1 1/2"

B38
Redwood/Red Cedar
Piggott Crown
1 1/2" x 1 1/2"

B39
Redwood/Red Cedar
Cove
1" x 1"

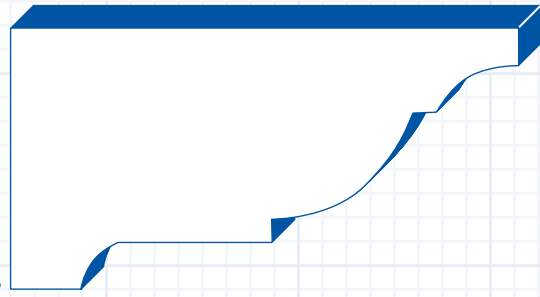
B42J
Red Cedar/Yellow Cedar
Norman Capitol
3 5/16" x 3 1/4"



B45

Redwood/Red Cedar
Crown

1 3/8" x 2 11/16"



B45

C8R

Redwood/Red Cedar
Base Cap

1 1/16" x 1 3/8"



C8R

D10R

Redwood/Red Cedar
OG OS Stop S4S

1/2" x 1 1/2"

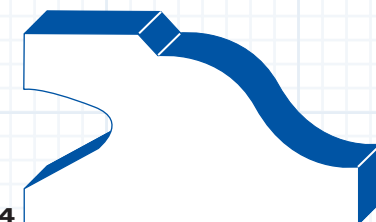


D10R


E4

Redwood/Red Cedar
Victorian Stucco

1" x 1 3/4"



E4



E5R

E5R

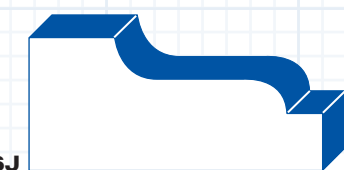
Redwood/Red Cedar
Panel Moulding

5/8" x 1"

E6J

Redwood/Red Cedar
Shingle Moulding

1 1/16" x 1 9/16"



E6J

E7

Redwood/Red Cedar
Stucco

1" x 1 9/16"



E7

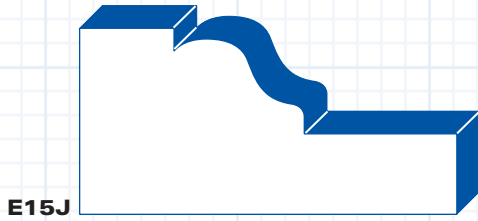
E14J

Redwood/Red Cedar
Dublin Stucco


1" x 3"



E14J



E15J
Redwood/Red Cedar
Brick Moulding
1" x 2"



E16
Redwood/Red Cedar
Garage Stop
1¹/₁₆" x 2³/₈"



E17R
Redwood/Red Cedar
Brick Moulding
1¹/₄" x 2"



E20-4J
Redwood/Red Cedar
Bevel Cap
1³/₈" x 3¹/₂"

E20-6J
Redwood/Red Cedar
Bevel Cap
1³/₈" x 5¹/₂"

E20-8J
Redwood/Red Cedar
Bevel Cap
1³/₈" x 7¹/₄"
not shown

E20-10J
Redwood/Red Cedar
Bevel Cap
1³/₈" x 9¹/₄"
not shown

E20-12J
Redwood/Red Cedar
Bevel Cap
1³/₈" x 11¹/₄"
not shown



F5R

Redwood/Red Cedar
Square Stop

$\frac{3}{4}'' \times \frac{3}{4}''$



F7R



F7R

Redwood/Red Cedar
Lattice

$\frac{1}{4}'' \times 1 \frac{3}{4}''$



F8

F8

Redwood/Red Cedar
Resawn Batten

$\frac{1}{4}'' \times 2 \frac{1}{2}''$

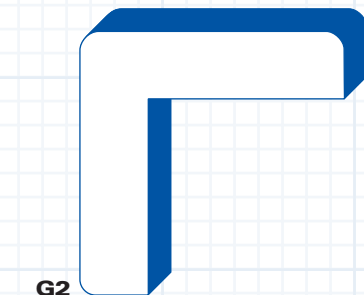


F9

F9

Redwood/Red Cedar
Lattice

$\frac{1}{4}'' \times 1 \frac{3}{8}''$

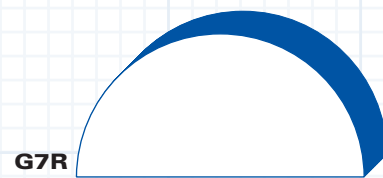


G2

G2

Redwood/Red Cedar
O/S Corner

$1 \frac{1}{2}'' \times 1 \frac{1}{2}''$




G7R

G7R

Redwood/Red Cedar
Half Round

$1 \frac{1}{2}''$




G10R

G10R

Redwood/Red Cedar
Quarter Round

$1 \frac{1}{16}'' \times 1 \frac{1}{16}''$




G13

G13

Redwood/Red Cedar
Quarter Round

$1 \frac{1}{2}''$



G16

G16

Redwood/Red Cedar
Quarter Round

$1'' \times 1''$




G18

G18

Redwood/Red Cedar
Corner Bead

$\frac{5}{8}'' \times \frac{7}{8}''$



H4

H4

Redwood/Red Cedar
O/S Rustic Plug

$\frac{5}{16}'' \times 1 \frac{3}{8}''$

H7


Redwood/Red Cedar
O/S Rustic Plug

$\frac{5}{16}'' \times 1 \frac{3}{8}''$



H7


H9J
 Redwood/Red Cedar
 Water Table
 1 1/2" x 2 1/2"




H18
 Redwood/Red Cedar
 Sash Stool
 1 7/16" x 5 1/8"

I10
 Redwood/Red Cedar
 Sill
 2" x 8"
 net size 1 1/2" x 7 1/4"


MR14
 Cedar
 Rail
 2 3/4" (1 1/2" plow)



H18




I10



MR14


FR4A

Redwood/Red Cedar
Rail Cap
4"



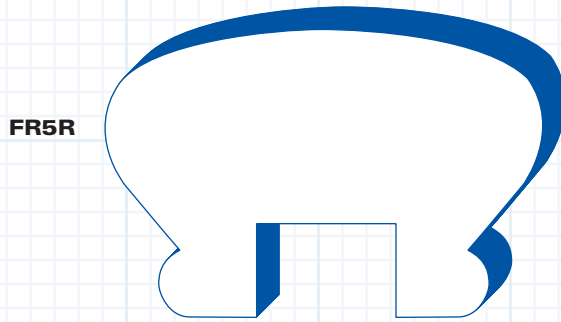
FR4B

Redwood/Red Cedar
Rail Side
1" x 3"
(For use with 3" x 3" Baluster)
1" x 4"
(For use with 4" x 4" Baluster)




FR5R

Redwood/Red Cedar
Mushroom Plowed Rail
1 1/2" x 2 1/4"



FR9A

Redwood/Red Cedar
Handrail
1/2" x 2 1/4"



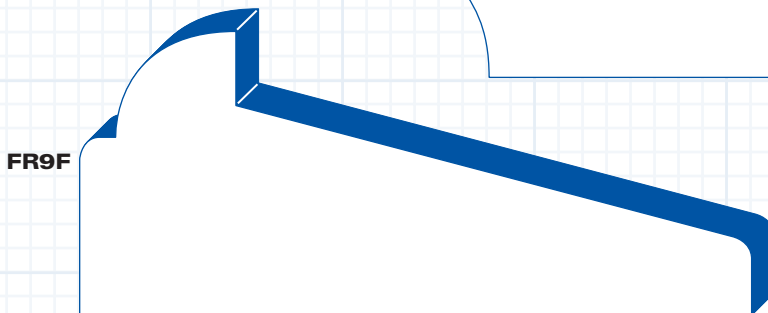
FR9B

Redwood/Red Cedar
Handrail
1 1/2" x 3 1/2"




FR9F

Redwood/Red Cedar
Foot Rail
1 1/2" x 3 1/2"



FR10A

Redwood/Red Cedar
Handrail
3/4" x 3 5/8"



FR10B
Redwood
Handrail
1 1/2" x 5"

FS31
Cedar
Shoe Rail
7/8" x 3 1/8" (1 1/2" plow)

MR17
Redwood/Red Cedar
Handrail
2"

MR20
Redwood
Handrail
5 1/2" x 1 1/2"

MR32
Redwood/Red Cedar
Rail
2 1/4" x 1 5/8"

