


FF12
Hemlock
Fillet
1/4" x 1 1/4"




FF15
Hemlock
Fillet
1/4" x 1 5/8"



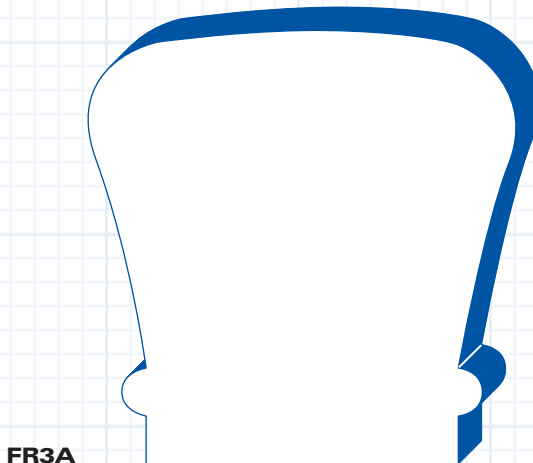
FR2
Hemlock
Hampton Rail
2 3/8" (1 5/8" plow)

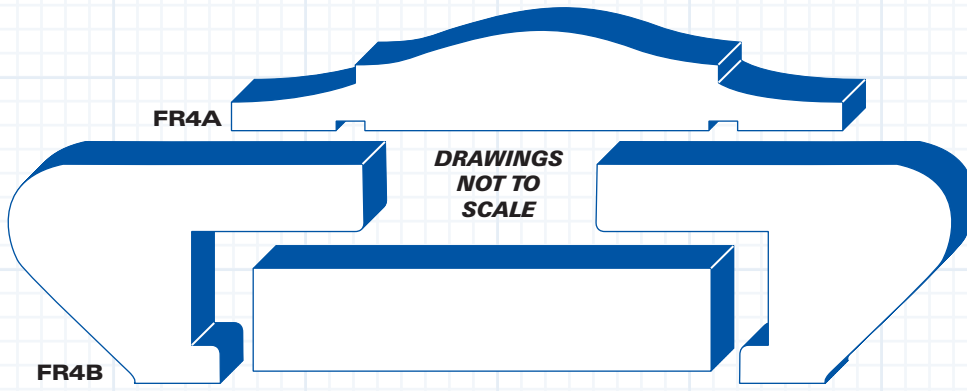


FR3
Hemlock
Newport Rail
2 1/4" (1 1/4" plow)



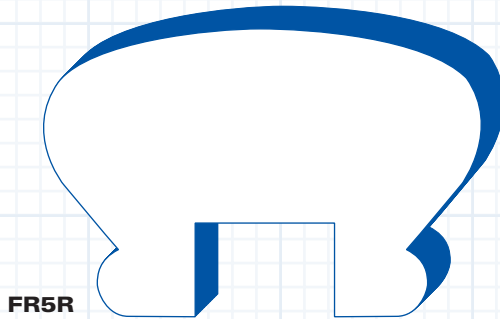
FR3A
Hemlock
Newport Rail
2 1/4"





FR4A
Redwood/Red Cedar
Rail Cap
4"

FR4B
Redwood/Red Cedar
Rail Side
1" x 3"
(For use with 3" x 3" Baluster)
1" x 4"
(For use with 4" x 4" Baluster)



FR5R
Redwood/Red Cedar
Mushroom Plowed Rail
1 1/2" x 2 1/4" (3/4" plow)

FR5R

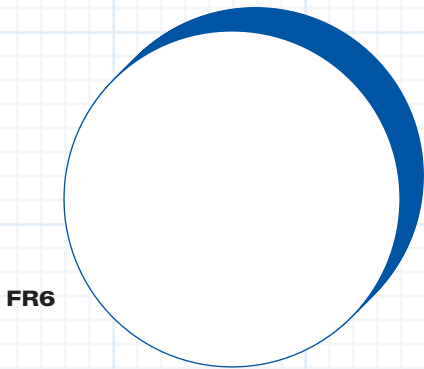
FR6
Fir
Round Rail
1 3/4"

FR7
Wall Rail
1 1/4" x 2 7/32"


FR8
Fir
Round Rail
1 1/2"

FR9A
Redwood/Red Cedar
Handrail
1/2" x 2 1/4"


FR9F
Redwood/Red Cedar
Foot Rail
1 1/2" x 3 1/2"



FR6




FR7



FR8



FR9A



FR9F

FR9B
 Redwood/Red Cedar
 Handrail
 1 1/2" x 3 1/2"



FR9B

FR10A
 Redwood/Red Cedar
 Handrail
 3/4" x 3 5/8"



FR10A

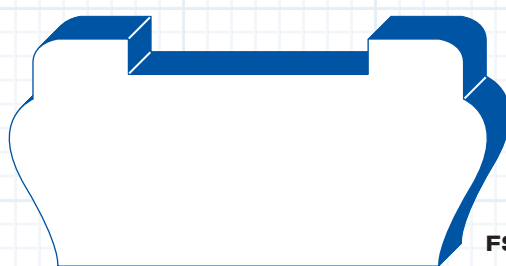
FR10B
 Redwood
 Handrail
 1 1/2" x 5"




FR10B

FS12
 Hemlock
 Shoe
 1 3/16" x 2 1/2" (1 1/4" plow)

FS24
 Hemlock
 Shoe
 1 1/4" x 2 1/2" (1 5/8" plow)




FS12



FS24

FS31
 Cedar
 Shoe Rail
 7/8" x 3 1/8" (1 1/2" plow)


FS31P
 Paint Grade
 Shoe Rail
 7/8" x 3 1/8" (1 5/8" plow)



FS31
 FS31P

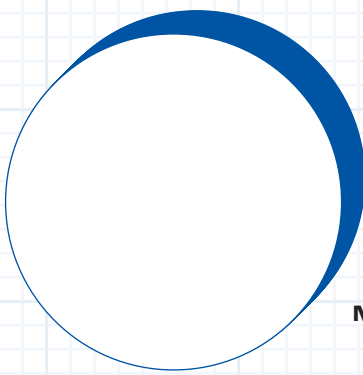
MR14
 Cedar
 Rail
 2 3/4" (1 1/2" plow)

MR14P
 Poplar
 Rail
 2 3/4" (1 5/8" plow)
 *not shown to scale

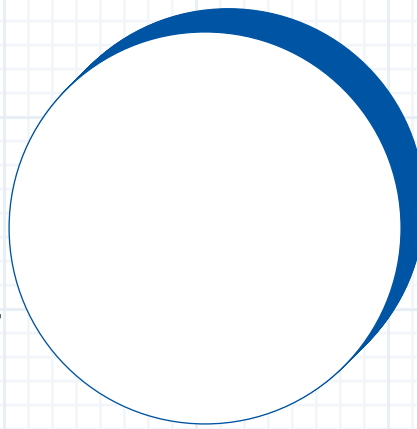


MR14
 MR14P*

MR16



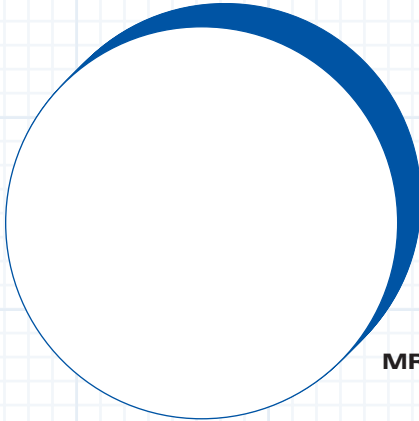
MR17




MR16
Mahogany
Handrail
1 3/4"

MR17
Redwood/Red Cedar
Handrail
2"

MR18




MR19




MR18
Maple
Round Rail
2"

MR19
Cherry
Round Rail
2"

MR20




MR22



MR20
Redwood
Handrail
5 1/2" x 1 1/2"

MR22
Maple
Handrail
1 1/2"

MR32



MR32
Redwood/Red Cedar
Rail
2 1/4" X 1 5/8"

OF12

Oak
Fillet

$5/16" \times 1 1/4"$



OF13

Oak
Fillet

$3/8" \times 1 1/4"$



OF15

Oak
Fillet

$5/16" \times 1 5/8"$



OF16

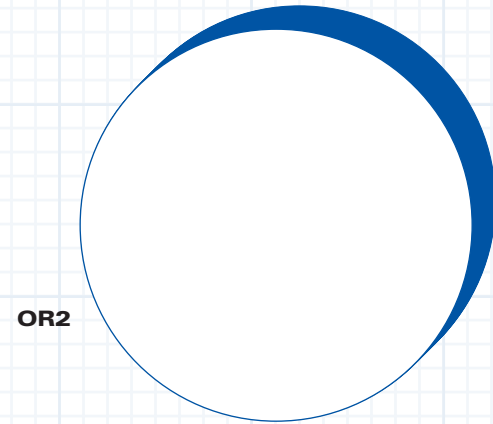
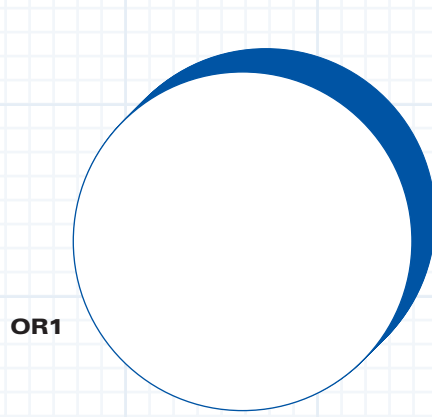
Oak
Fillet

$5/16" \times 1 3/4"$

OR1

Oak
Handrail

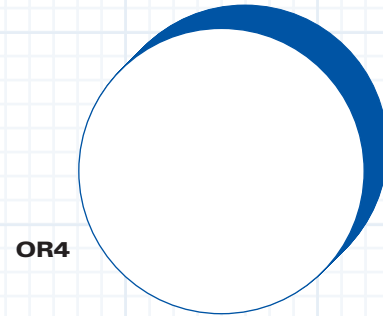
$1 3/4"$



OR2

Oak
Round Rail

$2"$



OR3



Oak
Oval Rail

$2 1/4"$

OR4

Oak
Round Rail

$1 1/2"$



OR6

Oak
Newport Rail

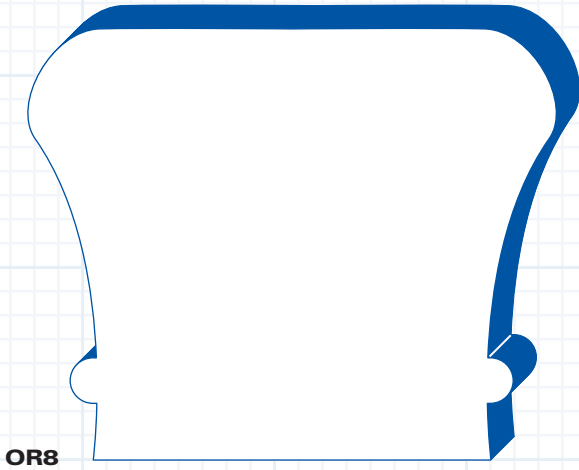
$2 1/4"$

OR7

Oak
Newport Plowed Rail

$2 1/4"$ ($1 1/4"$ plow)

OR7



OR8


OR8
Oak
Colonial Rail
2 3/4"

OR9
Oak
Jr. Hampton Rail
2 1/2" (1 1/4" plow)

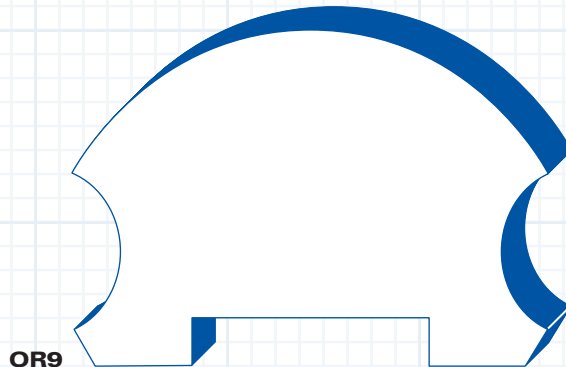
OR10
Oak
Sr. Hampton Rail
2 5/8" (1 3/4" plow)

OR11
Oak
Bending Rail Form

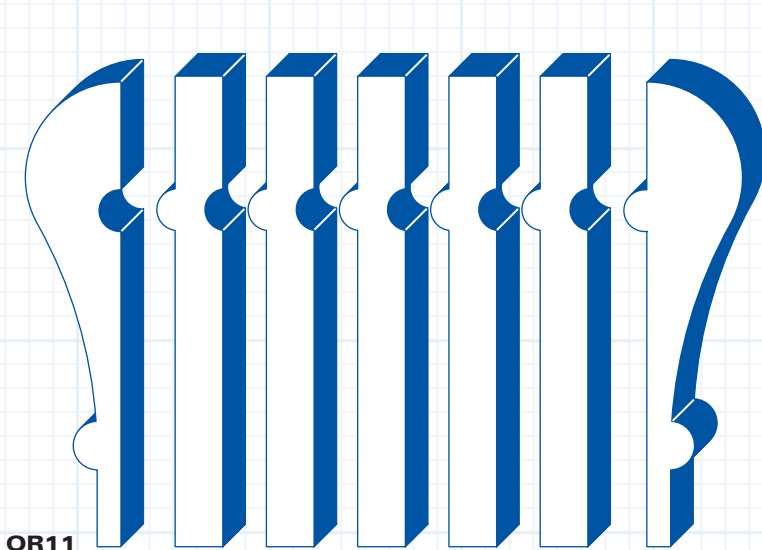
OR12
Oak
Bending Rail Form




OR10



OR9

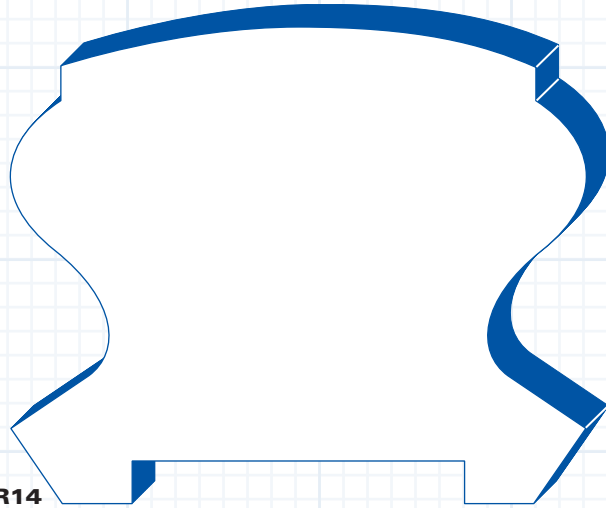


OR11




OR12

OR14
Oak
Washington Rail
3" (1 3/4" plow)




OR14

OS12
Oak
Shoe
3/4" x 2 1/2" (1 1/4" plow)




OS12

OS15
Oak
Shoe
3/4" x 2 1/2" (1 5/8" plow)




OS15

OS16
Oak
Shoe
7/8" x 3 1/8" (1 3/4" plow)




OS16

OSR12
Oak
Subrail
Use with Jr. Hampton Oak Rail
(For use with Oak or Fir 1 1/4" baluster)




OSR12

OSR15
Oak
Subrail
Use with Jr. Hampton Oak Rail
(For use with Oak or Fir 1 5/8" baluster)



OSR15

OSR16
Oak
Subrail
Use with Jr. Hampton Oak Rail
(For use with Oak or Fir 1 3/4" baluster)



OSR16