


PRIMED HOUSE RED SIDINGS



The patterns featured here are those most commonly used in the Bay Area over the past 150 years. Found on everything from elegant Victorians to the sidewalls of refined buildings of the 1920's and 30's in such areas as Piedmont, Pacific Heights, and St. Francis Woods, they provide the ideal means of cladding a building in harmony with the neighborhood's existing architectural style.

The bulk of the details are stocked in premium quality fingerjointed western red cedar or redwood. The sidings contain a large percentage of vertical grain stock for maximum dimensional stability and better overall performance. Unless otherwise noted, each board is finished on all sides with two coats of a premium stain-blocking primer that improves topcoat performance. The combination of predominantly vertical grain and the two coats of primer greatly minimizes the chance of grain raising and extractive staining.

PRIMED HOUSE RED SIDINGS



K1-8J 1 x 8
House Reds
VG FJ-EG Primed "Cove"



11/16" Thick
7" Exposed Face



K1-10J 1 x 10
House Reds
VG FJ-EG Primed "Cove"




11/16" Thick
9" Exposed Face



K4-6J 1 x 6
House Reds
VG FJ-EG Primed "V"



11/16" Thick
5" Face



K4-8J 1 x 8
House Reds
VG FJ-EG Primed "V"



11/16" Thick
7" Exposed Face

PRIMED HOUSE RED SIDINGS



K4-10J 1 x 10
House Reds
VG FJ-EG Primed "V"



11/16" Thick
9" Exposed Face



K5-8J 1 x 8
House Reds
Primed Siding Channel Rustic



11/16" Thick
7" Exposed Face



K5-10J 1 x 10
House Reds
VG FJ-EG Primed "Channel"



11/16" Thick
9" Exposed Face



K6J 1 x 10
House Reds
VG FJ-EG Primed
"Triple Lap"




11/16" Thick
9" Exposed Face

PRIMED HOUSE RED SIDINGS



K9-SJ 7/8 x 8
House Reds
FJ/EG VG (10% FG Dev)
Smooth Bevel




7/8" Thick
7" Exposed Face



K10-SJ 7/8 x 10
House Reds
FJ/EG VG (10% FG Dev)
Smooth Bevel



7/8" Thick
9" Exposed Face



K14C 1/2 x 6
House Reds
FJ VG "Clapboard" Bevel



1/2" Thick
4-1/2" Exposed Face



K45J 1 x 4
House Reds FJ/EG VG
"Belgium Shiplap" SE
Acrylic Primed



11/16" Thick
3-3/16" Exposed Face