



Stair Parts Catalog

Beronio
L U M B E R



QUALITY PRODUCTS OFFERED BY BERONIO LUMBER

Decking | Fencing | Finish Lumber | Flooring | Framing
Hardwood Flooring | Paneling | Shingles | Siding
Stair Parts | Windows & Doors | Wainscot | Moulding

Main Showroom at:

2525 Marin Street (at Bayshore)
San Francisco, CA 94124
Tel: (415) 824-4300
Fax: (415) 824-3706

Business Hours:

Monday–Friday 6:00 am - 4:30 pm
Saturday 8:00 am - 2:30 pm

Additional Showroom at:

196 Napoleon Street
San Francisco, CA 94124
Tel: (415) 824-0621
Fax: (415) 824-7564

Business Hours:

Monday–Friday 7:00 am - 4:30 pm
Saturday - *Showroom open by appointment only*

**SUPPLYING THE BAY AREA WITH
THE FINEST BUILDING MATERIALS
SINCE 1911**

ALTHOUGH WE HAVE TRIED TO APPROXIMATE AS CLOSELY AS POSSIBLE THE ORIGINAL COLOR OF THE WOOD, NATURAL COLOR VARIANCES WILL EXIST WHEN COMPARED TO THE ACTUAL PRODUCT. THERE ARE NO REPRESENTATIONS OR WARRANTIES, EXPRESS OR IMPLIED OF ANY KIND WHATSOEVER, INCLUDING BUT NOT LIMITED TO REPRESENTATIONS OR WARRANTIES OF FITNESS FOR A PARTICULAR PURPOSE OF MERCHANTABILITY, WHICH EXTENDED BEYOND THE DESCRIPTION OF THE FACE HEREOF. SELLER'S LIABILITY SHALL BE LIMITED TO REPLACEMENT OR RESCISSION AT ITS SOLE ELECTION AND IN NO EVENT WILL SELLER BE LIABLE FOR CONSEQUENTIAL OR PUNITIVE DAMAGES. ANY REPRODUCTION OF THIS CATALOG IN WHOLE OR IN PART, OR ANY OTHER UNAUTHORIZED USE WITHOUT THE EXPRESS PERMISSION OF THE BERONIO LUMBER COMPANY IS PROHIBITED.

GLOSSARY

BALUSTER

Upright pieces that run between handrail and tread or shoerail.

CONTINUOUS RAIL

System where handrail runs over the top of posts. Rail is connected with fittings (return, bends, easing, etc.) to form one, long run.

EASING

Continuous rail fitting used to help make transition from rail to newel, often used with gooseneck fittings.

FINIAL

Turned, decorative cap, or knob, that attaches to the top of the post.

GOOSENECK

Continuous rail fitting used to make transition from stairway to landing.

HANDRAIL

Rail that is grasped for support when using a stairway.

NEWEL

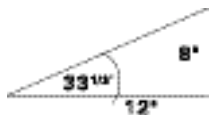
Main posts, or uprights, that support the handrail.

NOSING

Rounded projection of the tread beyond the face of the riser.

PITCH

The angle of ascent or rise of a stairway, defined either in degrees (34?) or in rise over a given run (8" up in a 12" run).



POST TO POST

Rail system where handrail is comprised of discrete sections that butt into the side of finial topped posts.

TREAD

The step or walking surface of the stairway.

TURNOUT

A smaller volute supported by newel and two balusters.

VOLUTE

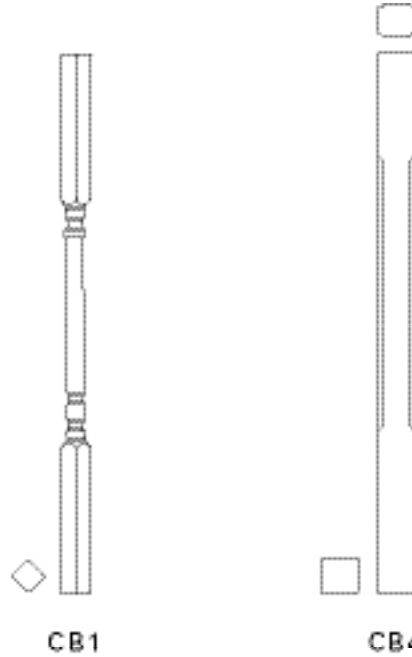
The spiraled end of the railing that is commonly used on the starting step supported by a post and four or five balusters.

- This is by no means a complete guide to code requirements, it is intended only as a guide in selecting and ordering materials.

CEDAR BALUSTERS

CB1
Colonial
1 7/16" x 36"

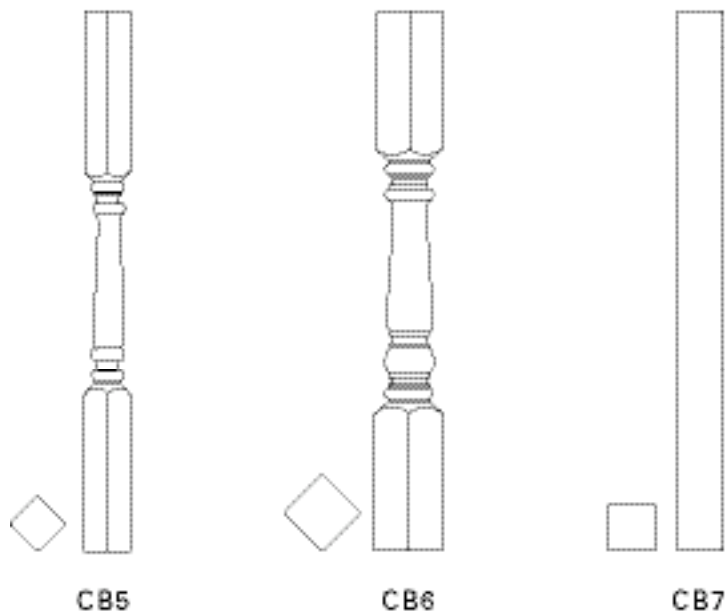
CB4
Corner Fluted
Chamfered Top
2 1/4" x 36"



CB5
Colonial
2 1/4" x 36"

CB6
Colonial
3 1/4" x 36"

CB7
Square
3 1/4" x 36"





2525 MARIN STREET • SAN FRANCISCO, CA 94124 • P 415-824-4300 • F 415-824-3706
www.beronio.com