


EX286



EX381

EX286
Treated Pine
Crown
3⁵/₈"

EX381
Treated Pine
Brick
2"

EX381K
Treated Pine
Brick/Key
2"

EX604
Treated Pine
Corner MLG
1¹/₂"

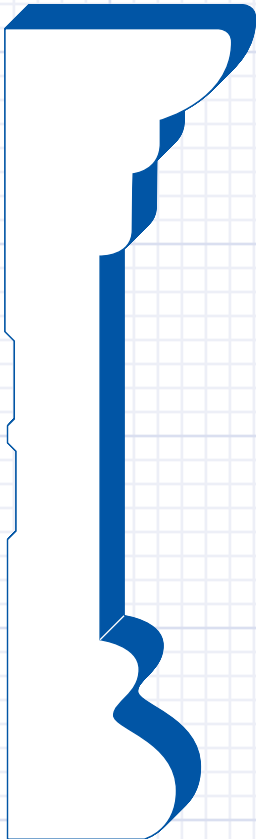
EX606
Treated Pine
Cove
3¹/₄"

EX607
Treated Pine
Pediment
1¹/₂"


EX1400
Treated Pine
Architrave
4¹/₄"

EX614
Treated Pine
Quarter Round
3¹/₄"

EX616
Treated Pine
Shingle MLG
1⁵/₈"




EX1400



EX604



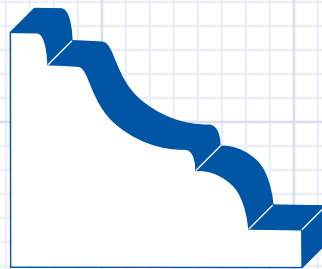
EX381K



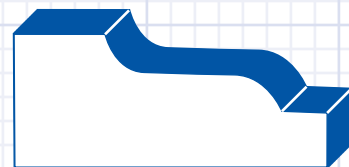
EX614



EX606



EX607



EX616

**Not shown to scale*

EX618
Treated Pine
 Stucco MLG
 1 1/2"

EX619
Treated Pine
 Brick MLG
 1 3/8"

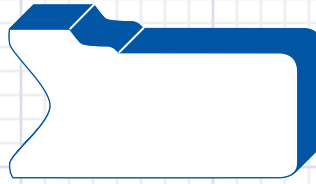
EX627
Treated Pine
 Stucco MLG
 1 15/16"

EX629
Treated Pine
 Stucco MLG
 2 1/2"

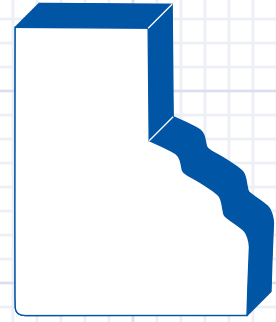
EX630
Treated Pine
 Water Table
 1 7/8"

EX634
Treated Pine
 Water Table
 3 1/4"

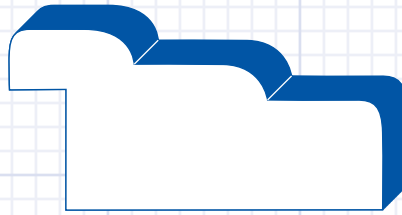
EX638
Treated Pine
 Cutter MLG
 3 5/16"




EX618



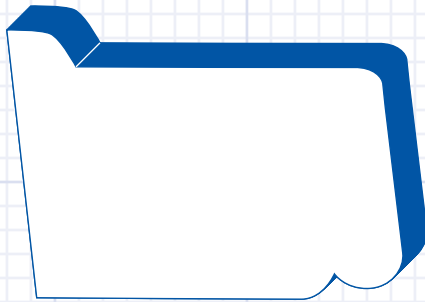
EX619




EX627




EX629



EX630



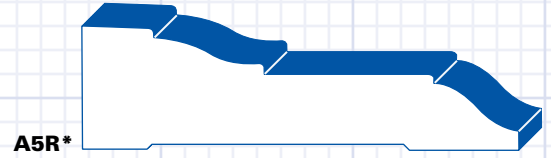
EX634



EX638


A5R
Redwood/Red Cedar*
 Casing
 5/8" x 2 1/4"

A8
Redwood/Red Cedar*
 "Beaded" Casing
 5/8" x 3 1/2"



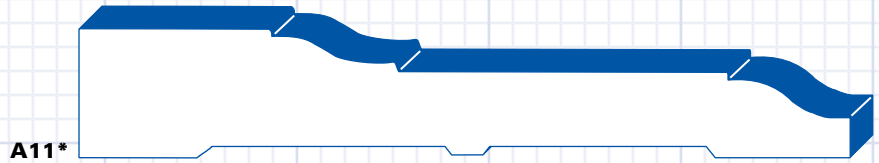
A11
Redwood/Red Cedar*
 Colonial Casing
 5/8" x 4"

A12R
Redwood/Red Cedar*
 Victorian Casing
 1 1/16" x 5 1/2"



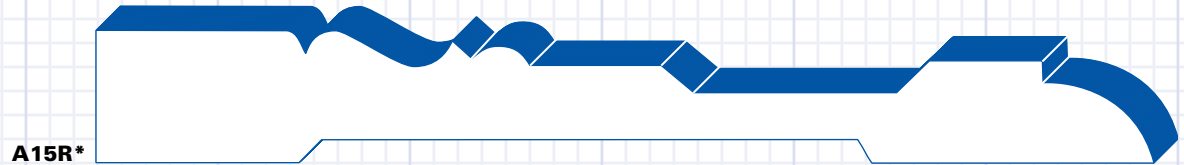
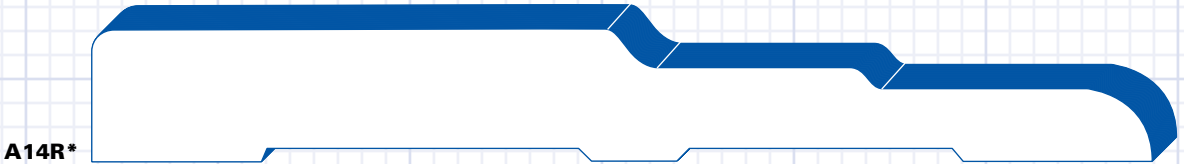

A14R
Redwood/Red Cedar*
 Victorian Step Casing
 1 1/16" x 5 1/2"

A15R
Redwood/Red Cedar*
 OG Casing
 1 1/16" x 5 1/2"



A16R
Redwood/Red Cedar*
 Bell Casing
 1 1/16" x 5 1/2"

***PATTERN MAY ALTERNATE BETWEEN REDWOOD & RED CEDAR DEPENDING ON AVAILABILITY**





A22R

A22R

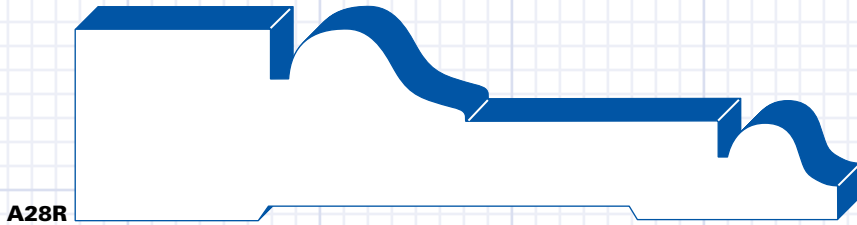
Redwood/Red Cedar
MPB Casing
5/8" x 2 5/8"



A24R

A24R

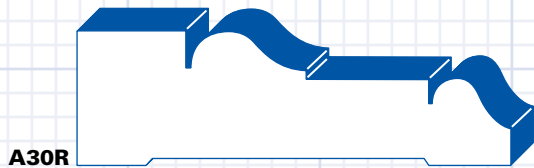
Redwood/Red Cedar
AVB Casing
5/8" x 3 1/2"



A28R

A28R

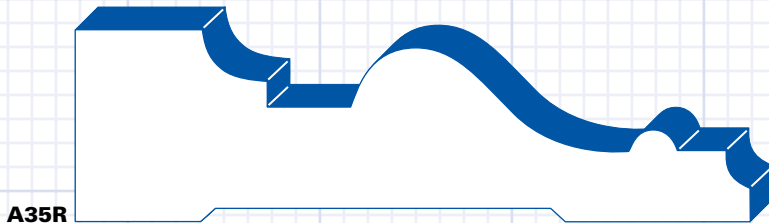
Redwood/Red Cedar
Powell & Beach Casing
1" x 4"



A30R

A30R

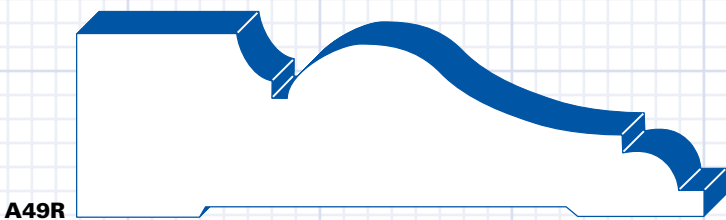
Redwood/Red Cedar
Augusta Casing
1 1/16" x 2 1/4"



A35R

A35R


Redwood/Red Cedar
Power Casing
1" x 3 1/2"



A49R

A49R

Redwood/ Red Cedar
Sir Ivor Casing
1" x 3 1/2"



A55R

A55R

Redwood/Red Cedar
Fluted Casing
1" x 5 1/2"

B2
Redwood/Red Cedar
CAH Crown Moulding
5 1/4"

B3R
Redwood/Red Cedar
Crown Moulding
3 5/8"

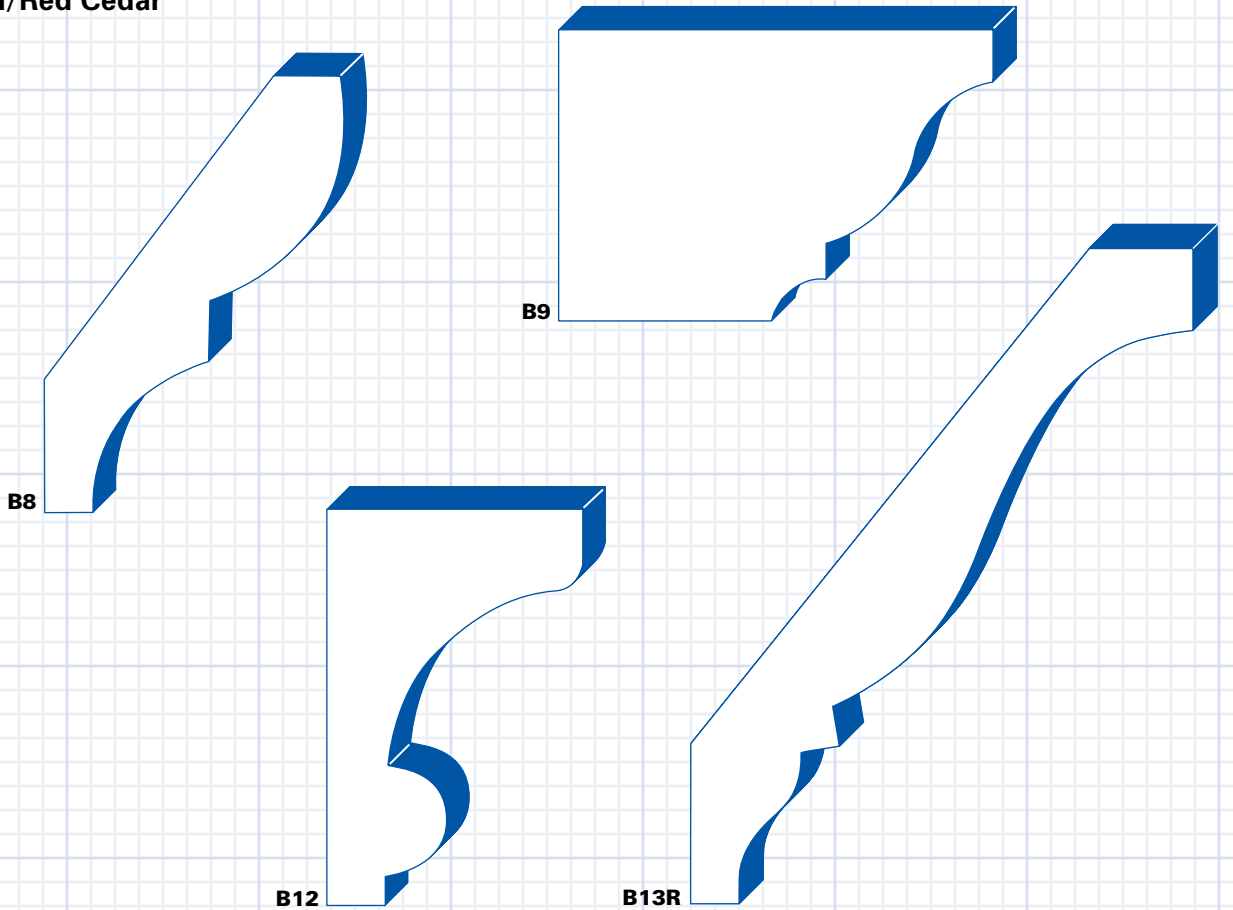
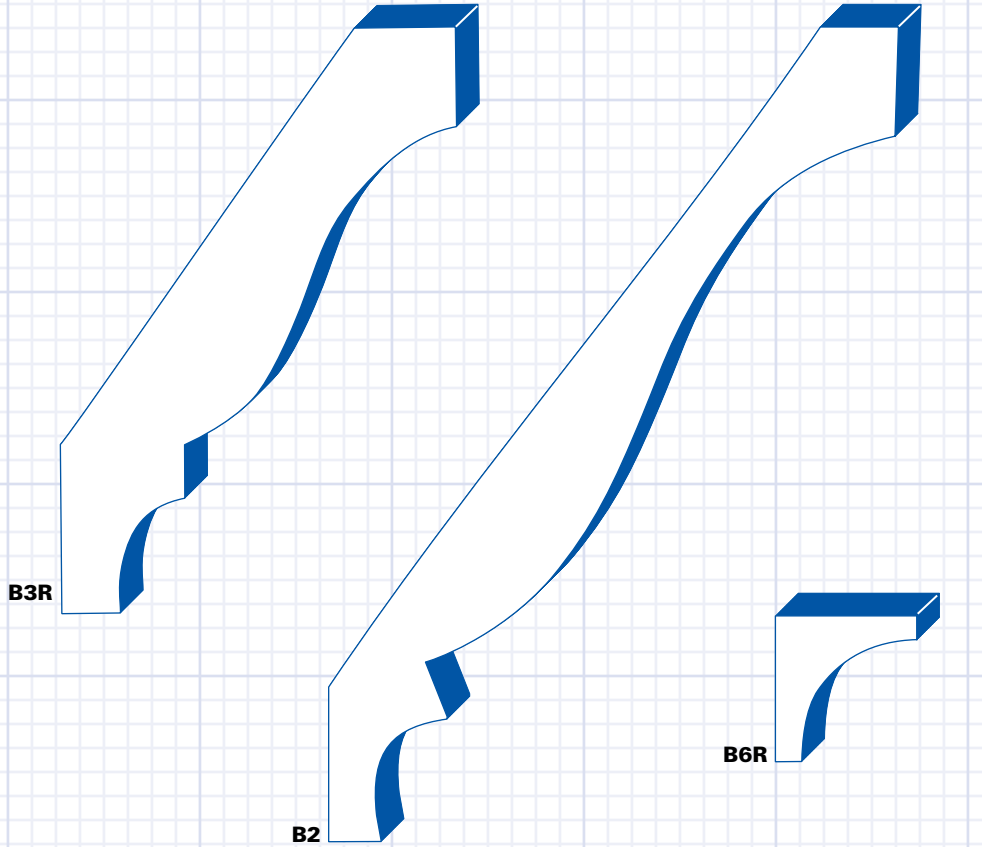
B6R
Redwood/Red Cedar
Cove Moulding
3/4" x 3/4"

B8
Redwood/Red Cedar
Bed Moulding
2 3/4"

B9
Redwood/Red Cedar
Header Cap
1 1/2" x 2 1/4"

B12
Redwood/Red Cedar
"Beaded" Cove
1 5/16" x 2 1/8"

B13R
Redwood/Red Cedar
Crown
1 1/16" x 4 1/4"



B18J
 Redwood/Red Cedar
 Ovolo Crown
 5 1/2"

B19J
 Redwood/Red Cedar
 Cove
 5 1/2"


B23R
 Redwood/Red Cedar
 Crown
 3 1/8"

B29R
 Redwood/Red Cedar
 Alydar Crown
 1" x 1 1/2"

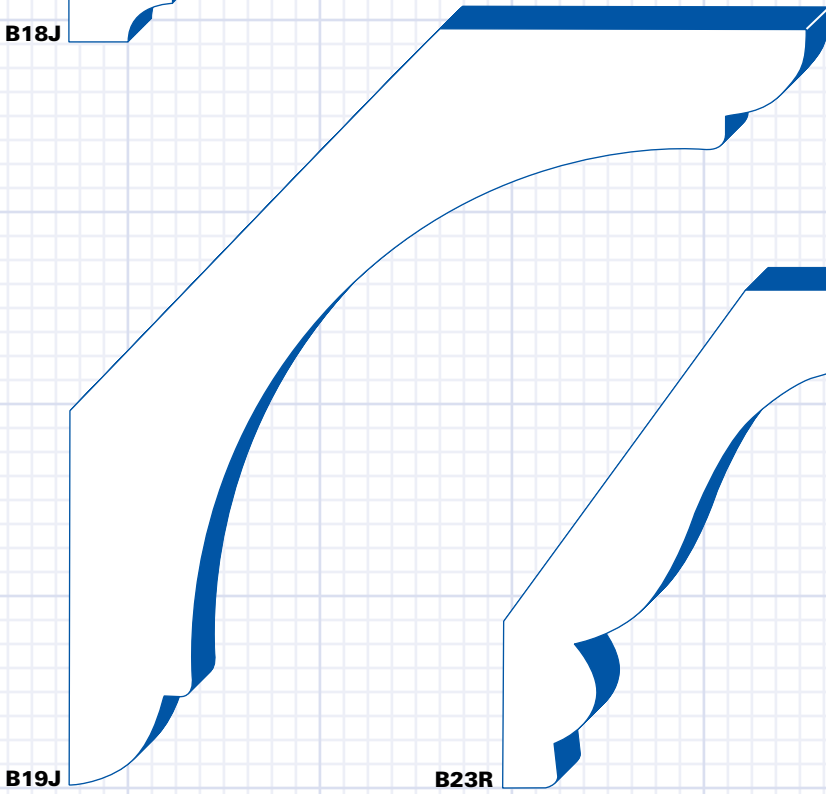
B36
 Redwood/Red Cedar
 Ballymoss Cove
 1 1/2" x 1 1/2"

B38
 Redwood/Red Cedar
 Piggott Crown
 1 1/2" x 1 1/2"

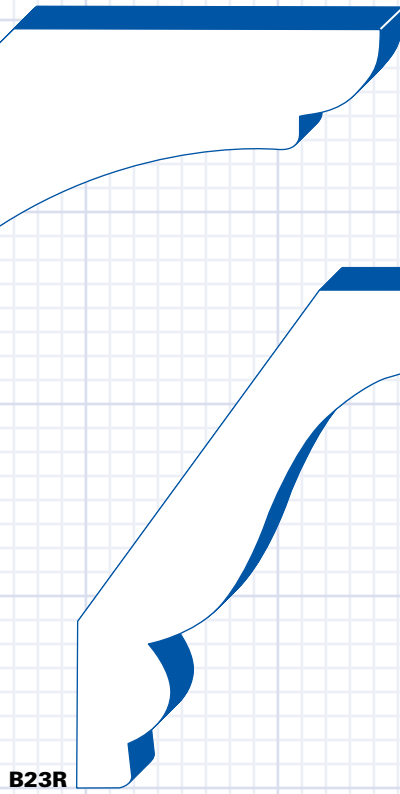
B39
 Redwood/Red Cedar
 Cove
 1" x 1"




B18J



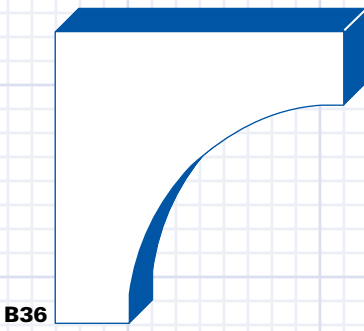

B19J



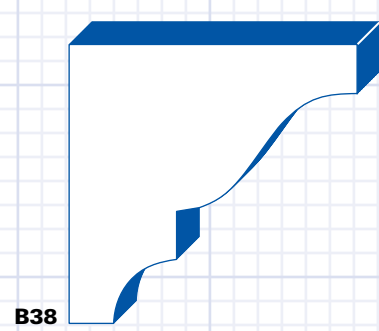
B23R



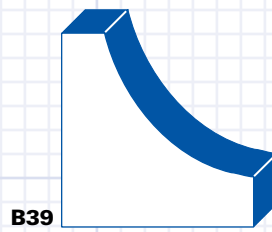
B29R



B36



B38

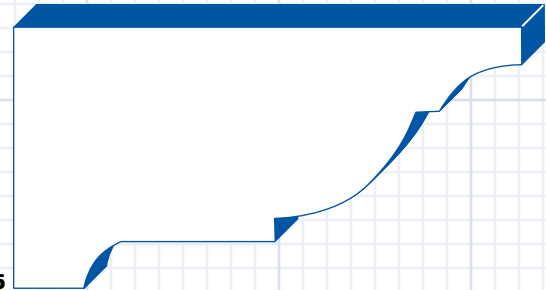


B39

B45

Redwood/Red Cedar

Crown
 $1\frac{3}{8}'' \times 2\frac{11}{16}''$



B45

C8R

Redwood/Red Cedar

Base Cap
 $1\frac{1}{16}'' \times 1\frac{3}{8}''$



C8R

C32R

Redwood/Red Cedar

Longdon Cap
 $1'' \times 1\frac{3}{4}''$



D10R

D10R

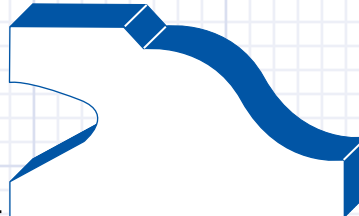
Redwood/Red Cedar

OG OS Stop S4S
 $\frac{1}{2}'' \times 1\frac{1}{2}''$

E4

Redwood/Red Cedar

Victorian Stucco
 $1'' \times 1\frac{3}{4}''$

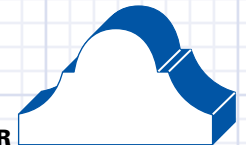


E4

E5R

Redwood/Red Cedar

Panel Moulding
 $\frac{5}{8}'' \times 1''$

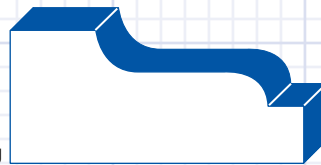


E5R

E6J

Redwood/Red Cedar

Shingle Moulding
 $1\frac{1}{16}'' \times 1\frac{9}{16}''$



E6J

E7

Redwood/Red Cedar

Stucco
 $1'' \times 1\frac{9}{16}''$




E7


E14J

Redwood/Red Cedar

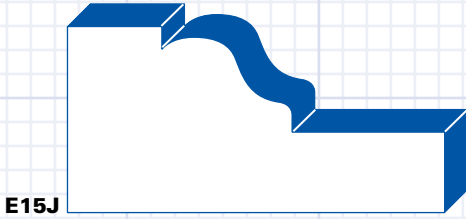
Dublin Stucco
 $1'' \times 3''$



C32R



E14J




E15J



E15K

E15J
Redwood/Red Cedar
Brick Moulding
1" x 2"

E15K
Redwood/Red Cedar
Brick Moulding (Keyed)
1" x 2"

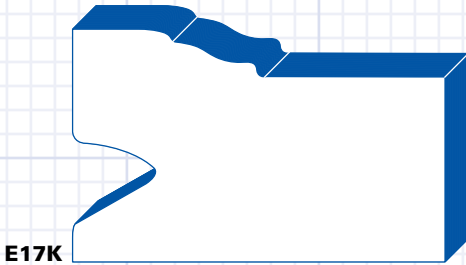


E16

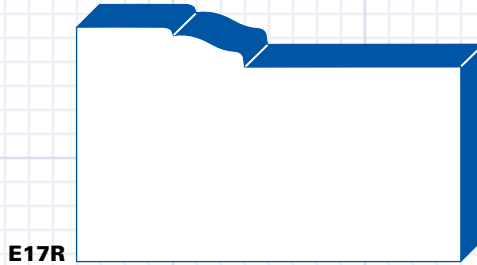
E16
Redwood/Red Cedar
Garage Stop
1 1/16" x 2 3/8"

E17K
Redwood/Red Cedar
Brick Moulding (Keyed)
1 1/4" x 2"

E17R
Redwood/Red Cedar
Brick Moulding
1 1/4" x 2"



E17K



E17R


E20-4
Redwood/Red Cedar
Bevel Cap
1 3/8" x 3 1/2"

E20-6J
Redwood/Red Cedar
Bevel Cap
1 3/8" x 5 1/2"


E20-8
Redwood/Red Cedar
Bevel Cap
1 3/8" x 7 1/4"
not shown

E20-10
Redwood/Red Cedar
Bevel Cap
1 3/8" x 9 1/4"
not shown

E20-12
Redwood/Red Cedar
Bevel Cap
1 3/8" x 11 1/4"
not shown



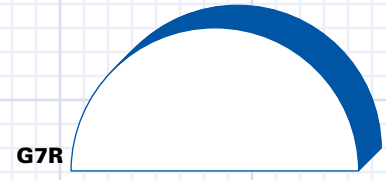
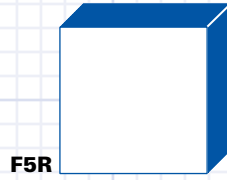
E20-4



E20-6J

F5R

Redwood/Red Cedar
Square Stop
3/4" x 3/4"



G7R

Redwood/Red Cedar
Half Round
1 1/2"

G10R

Redwood/Red Cedar
Quarter Round
3/4" x 3/4"

G13

Redwood/Red Cedar
Quarter Round
1 1/2"

G16

Redwood/Red Cedar
Quarter Round
1" x 1"

G18

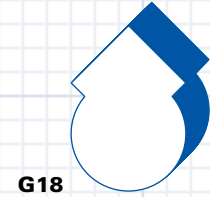
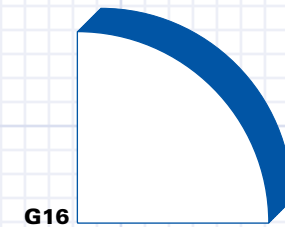

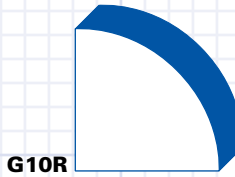
Redwood/Red Cedar
Corner Bead
5/8" x 7/8"

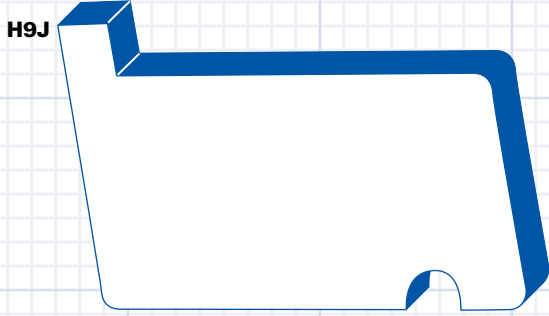
H4

Redwood/Red Cedar
O/S Rustic Plug
5/16" x 1 3/8"

H7

Redwood/Red Cedar
Cove Rustic Plug
5/16" x 1 3/8"






H9J
 Redwood/Red Cedar
 Water Table
 1 1/2" x 2 1/2"


H18
 Redwood/Red Cedar
 Sash Stool
 1 7/16" x 5 1/8"

I10
 Redwood/Red Cedar
 Sill
 2" x 8"
 net size 1 1/2" x 7 1/4"

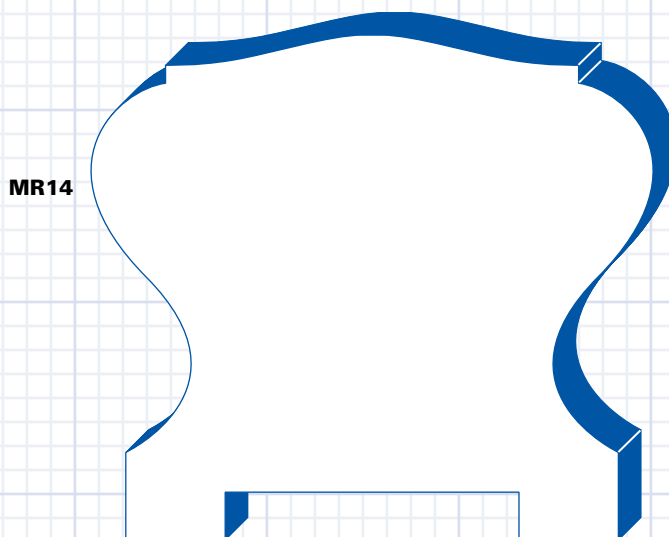
MR14
 Cedar
 Rail
 2 3/4" (1 3/8" plow)



H18



I10



MR14


FR4A

Redwood/Red Cedar
 Rail Cap
 4"



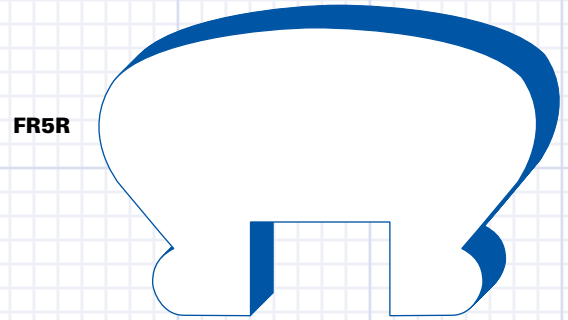
FR4B

Redwood/Red Cedar
 Rail Side
 1" x 3"
 (For use with 3" x 3" Baluster)
 1" x 4"
 (For use with 4" x 4" Baluster)




FR5R

Redwood/Red Cedar
 Mushroom Plowed Rail
 1 1/2" x 2 1/4"



FR9A

Redwood/Red Cedar
 Handrail
 1/2" x 2 1/4"




FR9B

Redwood/Red Cedar
 Handrail
 1 1/2" x 3 1/2"




FR9F

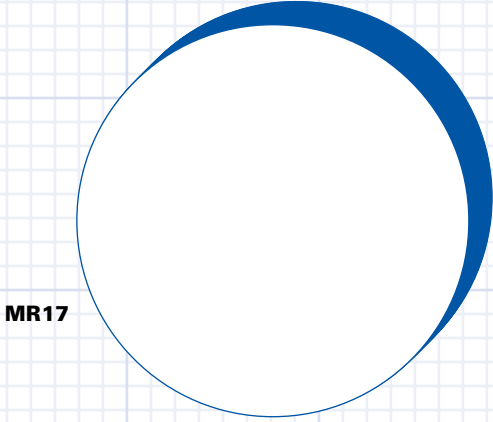
Redwood/Red Cedar
 Foot Rail
 1 1/2" x 3 1/2"



FR10A

Redwood/Red Cedar
 Handrail
 3/4" x 3 5/8"






MR17



MR20



MR32


FR10B
Redwood
Handrail
1 1/2" x 5"

FS31
Cedar
Shoe Rail
7/8" x 3 1/8" (1 1/2" plow)

MR17
Redwood/Red Cedar
Handrail
2"

MR20
Redwood
Handrail
5 1/2" x 1 1/2"

MR32
Redwood/Red Cedar
Rail
2 1/4" x 1 5/8"



FS31



FR10B