


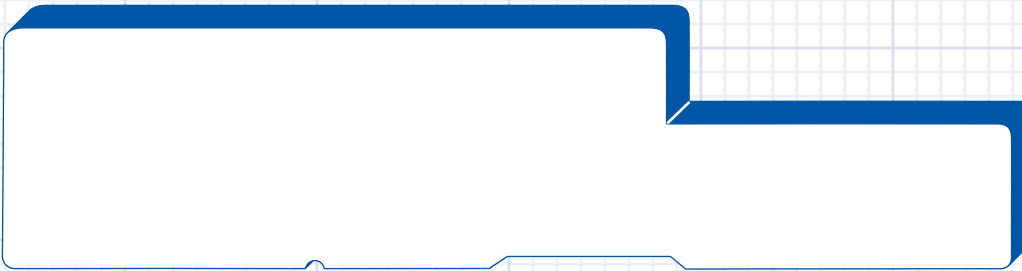
13J

**13J**  
**Paint Grade**  
Interior Jamb Stock  
 $1\frac{1}{16}'' \times 4\frac{13}{16}''$




14J

**14J**  
**Paint Grade**  
Exterior Jamb Stock  
 $1\frac{1}{4}'' \times 4\frac{5}{8}''$



15J

**15J**  
**Paint Grade**  
Exterior Jamb Stock  
 $1\frac{1}{4}'' \times 5\frac{1}{4}''$




17J

**17J**  
**Paint Grade**  
Jamb Stock  
 $1\frac{1}{4}'' \times 7\frac{1}{4}''$



18J

**18J**  
**Paint Grade**  
Jamb Stock  
 $1\frac{1}{16}'' \times 7\frac{1}{4}''$



110

**110**  
**Redwood/Red Cedar**  
Sill  
 $2'' \times 8''$   
net size  $1\frac{1}{2}'' \times 7\frac{1}{4}''$