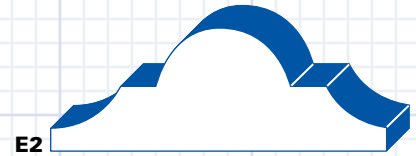

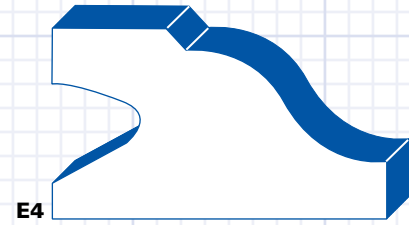
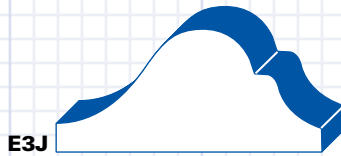


E1J
Paint Grade
 Chair Rail
 9/16" x 2 1/2"




E2
Pine
 Flat Astragal
 5/8" x 1 3/4"

E3J
Paint Grade
 Panel Moulding
 1 1/16" x 1 3/8"



E4
Redwood/Red Cedar
 Victorian Stucco
 1" x 1 3/4"

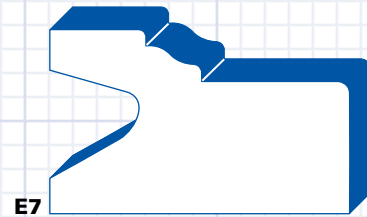
E5
Pine
 Panel Moulding
 5/8" x 1"



E5R
Redwood/Red Cedar
 Panel Moulding
 5/8" x 1"

E6J
Redwood/Red Cedar
 Shingle Moulding
 1 1/16" x 1 9/16"

E7
Redwood/Red Cedar
 Stucco
 1" x 1 9/16"




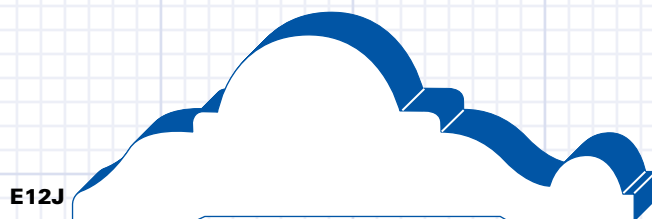

E9
Pine
 Panel Strip
 1/2" x 1 3/8"

E10J
Paint Grade
 Panel Moulding
 1 1/16" x 2 7/16"

E10R
Redwood/Cedar
 Panel Moulding
 1 1/16" x 2 7/16"

E12J
Paint Grade
 Colonial Moulding
 1" x 3"

E13J
Paint Grade
 Panel Cap
 3/4" x 1 3/8"





E14J
Redwood/Red Cedar
Dublin Stucco
1" x 3"

E15J
Redwood/Red Cedar
Brick Moulding
1" x 2"

E15K
Redwood/Red Cedar
Brick Moulding (Keyed)
1" x 2"

E16
Redwood/Red Cedar
Garage Stop
1 1/16" x 2 3/8"

E17K
Redwood/Red Cedar
Brick Moulding (Keyed)
1 1/4" x 2"

E17R
Redwood/Red Cedar
Brick Moulding
1 1/4" x 2"



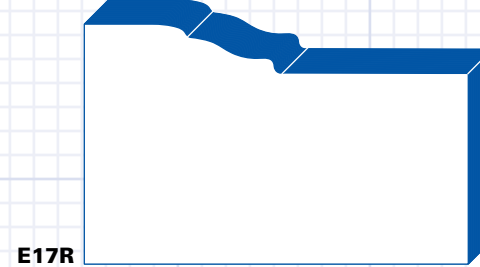
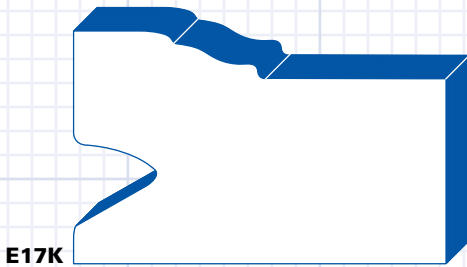
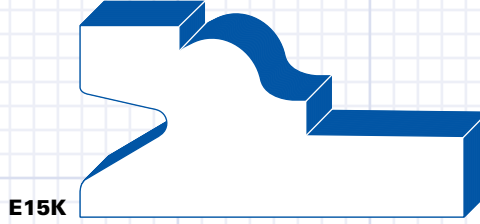
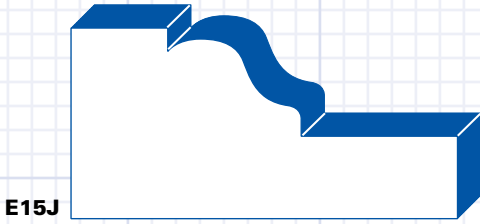
E20-4
Redwood/Red Cedar
Bevel Cap
1 3/8" x 3 1/2"

E20-6J
Redwood/Red Cedar
Bevel Cap
1 3/8" x 5 1/2"


E20-8
Redwood/Red Cedar
Bevel Cap
1 3/8" x 7 1/4"
not shown

E20-10
Redwood/Red Cedar
Bevel Cap
1 3/8" x 9 1/4"
not shown

E20-12
Redwood/Red Cedar
Bevel Cap
1 3/8" x 11 1/4"
not shown



E21J
Paint Grade
 Panel Moulding
 1 1/4" x 1 11/16"



E23J
Paint Grade
 Band Moulding
 5/8" x 1 7/8"


E23J

E24J
Paint Grade
 Band Moulding
 1/2" x 1 1/2"



E24J

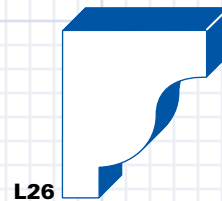
E25
Poplar
 Window Band
 1 3/4" x 3 1/8"




E25

E30J
Paint Grade
 Chair Rail
 5/8" x 3 1/2"

L26
Oak
 Crown Moulding
 3/4" x 7/8"



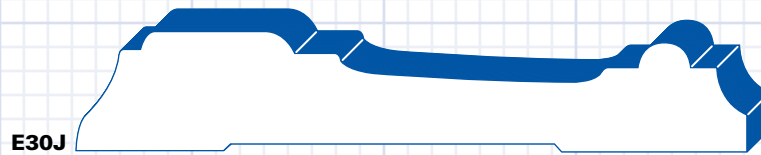
L26




L27

L27
Oak
 Crown Moulding
 1 5/8"

L45
Oak
 Flat Astragal
 1 1/16" x 1 3/4"



E30J



L45