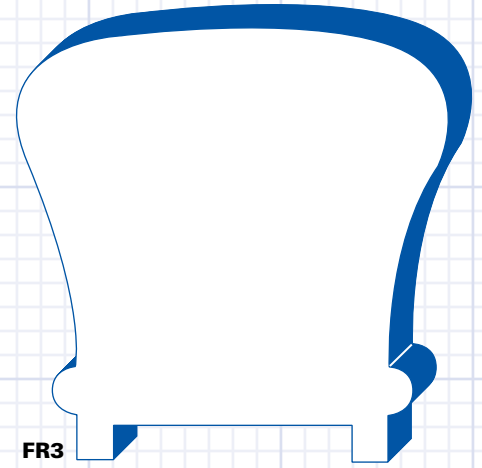


**FF12**  
**Hemlock**  
 Fillet  
 1/4" x 1 1/4"



**FF15**  
**Hemlock**  
 Fillet  
 1/4" x 1 5/8"

**FR2**  
**Hemlock**  
 Hampton Rail  
 2 3/8" (1 5/8" plow)



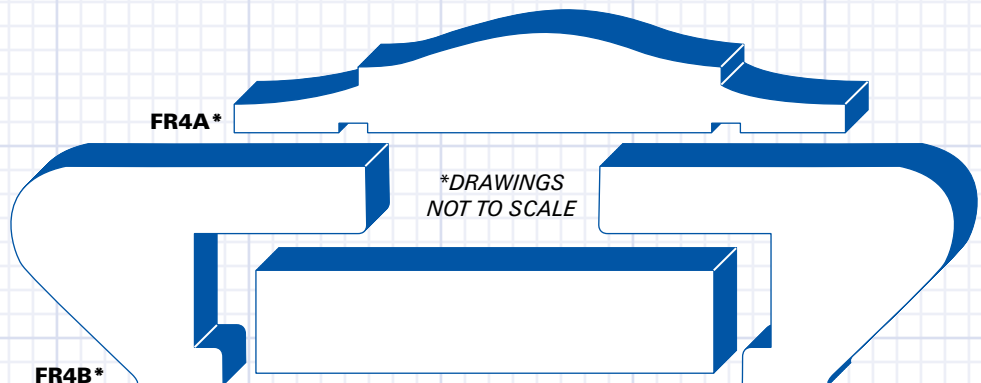
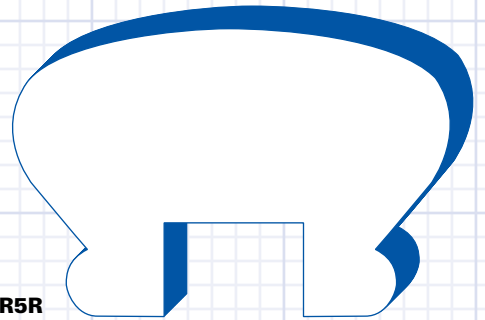
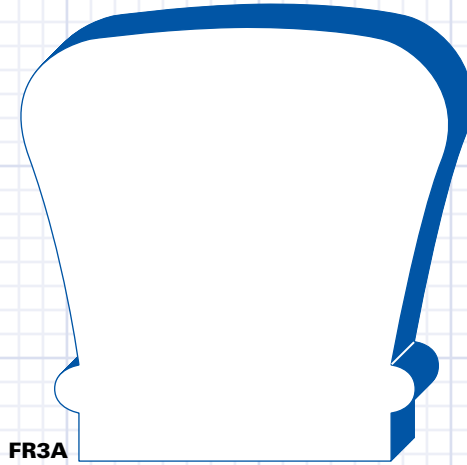
**FR3**  
**Hemlock**  
 Newport Rail  
 2 1/4" (1 1/4" plow)

**FR3A**  
**Hemlock**  
 Newport Rail  
 2 1/4"

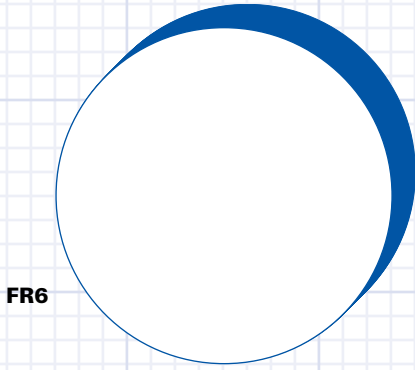
**FR4A\***  
**Redwood/Red Cedar**  
 Rail Cap  
 4"

**FR4B\***  
**Redwood/Red Cedar**  
 Rail Side  
 1" x 3"  
 (For use with 3" x 3"  
 Baluster)  
 1" x 4"  
 (For use with 4" x 4"  
 Baluster)


**FR5R**  
**Redwood/Red Cedar**  
 Mushroom Plowed  
 Rail  
 1 1/2" x 2 1/4" (3/4" plow)



\*Not shown to scale



FR6



FR7

**FR6**

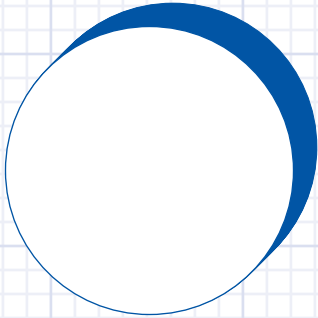
Fir  
Round Rail  
1 3/4"

**FR7**  
Wall Rail


2 3/8"

**FR8**

Fir  
Round Rail  
1 1/2"



FR8



FR9A

**FR9A**

Redwood/Red Cedar  
Handrail  
1 1/2" x 2 1/4"

**FR9B**


Redwood/Red Cedar  
Handrail  
1 1/2" x 3 1/2"



FR9B

**FR9F**

Redwood/Red Cedar  
Foot Rail  
1 1/2" x 3 1/2"



FR9F

**FR10A**

Redwood/Red Cedar  
Handrail  
3/4" x 3 5/8"



FR10A

**FR10B**

Redwood  
Handrail  
1 1/2" x 5"



FR10B

**FR19\***


**Douglas Fir**  
Mushroom Flat Rail  
1 7/16" x 1 15/16"



**FR19\***  
**FR19C\***

**FR19C\***

**Redwood/Red Cedar**  
Mushroom Flat Rail  
1 7/16" x 1 15/16"



**FS24\***

**FS12\***

**Hemlock**  
Shoe  
1 3/16" x 2 1/2" (1 1/4" plow)




**FS12\***

**FS24\***

**Hemlock**  
Shoe  
1 1/4" x 2 1/2" (1 5/8" plow)

**FS31\***

**Redwood**  
Shoe Rail  
7/8" x 3 1/8" (1 3/8" plow)



**FS31\***  
**FS31P\***

**FS31P\***

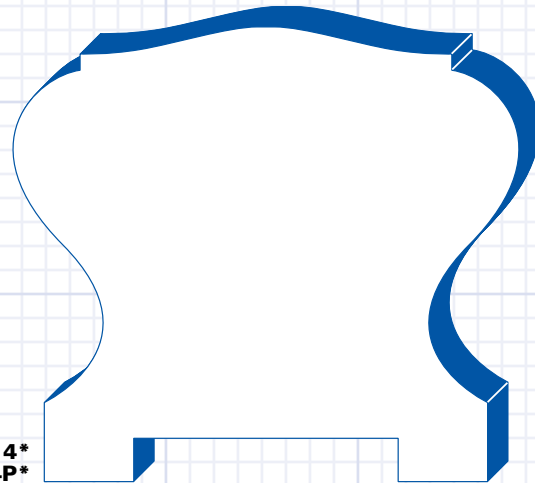
**Paint Grade**  
Shoe Rail  
7/8" x 3 1/8" (1 5/8" plow)

**MR14\***

**Redwood**  
Rail  
2 3/4" (1 3/8" plow)

**MR14P\***

**Poplar**  
Rail  
2 3/4" (1 5/8" plow)



**MR14\***  
**MR14P\***

**MR16\***

**Mahogany**  
Handrail  
1 3/4"

**MR17\***


**Redwood/Red Cedar**  
Handrail  
2"

**MR18\***


**Maple**  
Round Rail  
2"

**MR19\***

**Cherry**  
Round Rail  
2"




**MR16\***




**MR17\***  
**MR18\***  
**MR19\***

*\*Not shown to scale*


MR21  
MR22  
MR30  
MR34




MR21F



MR32



MR20



OF12



OF13



OF15



OF16



**MR20**

**Redwood**

Handrail

$5\frac{1}{2}'' \times 1\frac{1}{2}''$

**MR21**

**Redwood/Red Cedar**

Round Rail

$1\frac{1}{2}''$

**MR21F**

**Redwood/Red Cedar**

Round Rail Flat Bottom

$1\frac{1}{2}''$

**MR22**

**Maple**

Handrail

$1\frac{1}{2}''$

**MR30**

**Mahogany**

Round Rail

$1\frac{1}{2}''$

**MR32**

**Redwood/Red Cedar**

Rail

$2\frac{1}{4}'' \times 1\frac{5}{8}''$

**MR34**

**Maple**

Round Rail

$1\frac{1}{2}''$

**OF12**

**Oak**

Fillet

$\frac{5}{16}'' \times 1\frac{1}{4}''$

**OF13**

**Oak**

Fillet

$\frac{3}{8}'' \times 1\frac{1}{4}''$

**OF15**

**Oak**

Fillet

$\frac{5}{16}'' \times 1\frac{5}{8}''$


**OF16**

**Oak**

Fillet

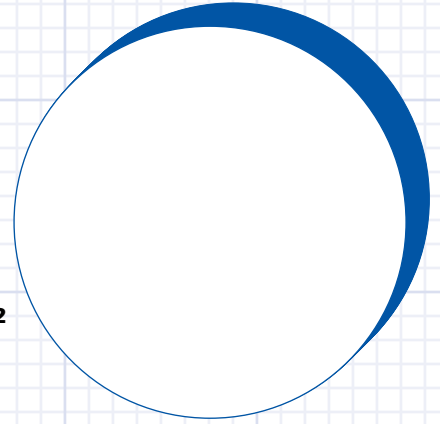
$\frac{5}{16}'' \times 1\frac{3}{4}''$

**OR1**  
Oak  
Handrail  
1 3/4"




OR1

**OR2**  
Oak  
Round Rail  
2"




OR2

**OR3**  
Oak  
Wall Rail  
2 3/8"



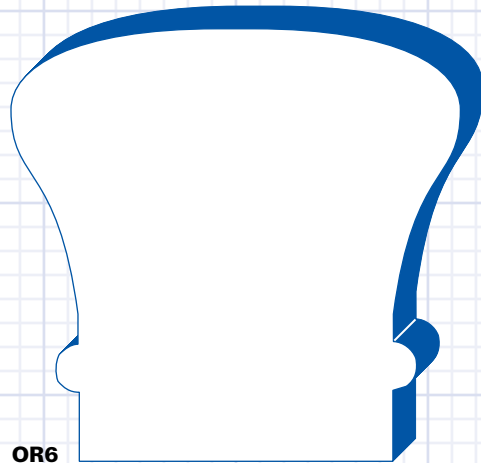
OR3

**OR4**  
Oak  
Round Rail  
1 1/2"



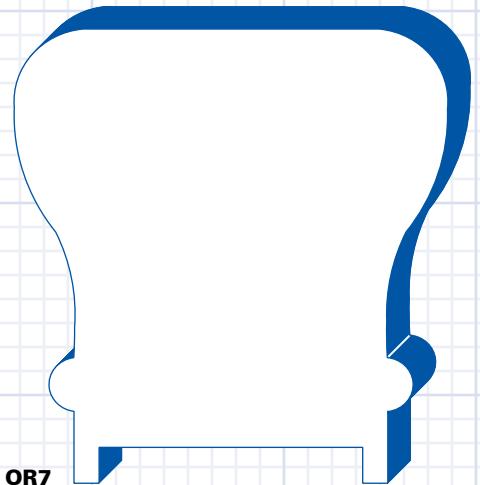
OR4

**OR6**  
Oak  
Newport Rail  
2 1/4"



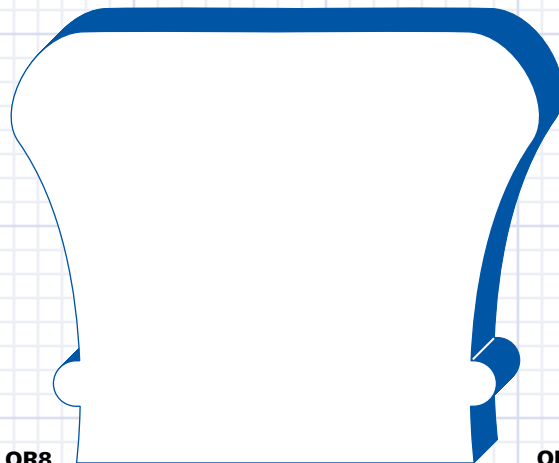
OR6

**OR7**  
Oak  
Newport Plowed Rail  
2 1/4" (1 1/4" plow)




OR7

**OR8**  
Oak  
Colonial Rail  
2 3/4"

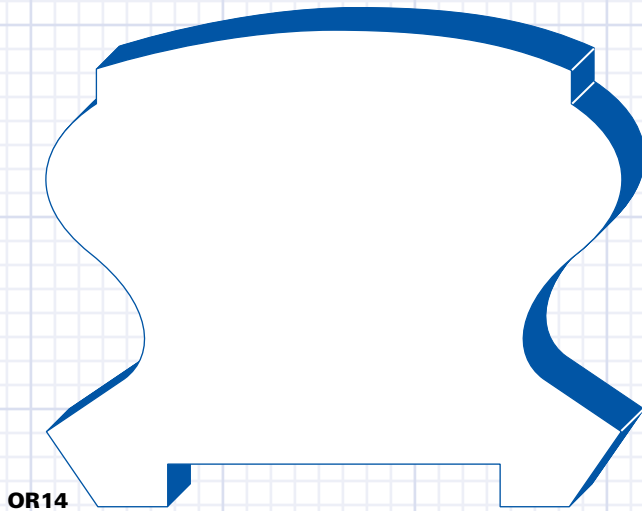


OR8

**OR9**  
Oak  
Jr. Hampton Rail  
2 1/2" (1 1/4" plow)



OR9



OR14

**OR14**  
**Oak**  
 Washington Rail  
 3" (1 3/4" plow)


**OR22**  
**White Oak**  
 Hand Rail  
 1 1/16" x 2"

**OS12**  
**Oak**  
 Shoe  
 3/4" x 2 1/2" (1 1/4" plow)

**OS15**  
**Oak**  
 Shoe  
 3/4" x 2 1/2" (1 5/8" plow)

**OS16**  
**Oak**  
 Shoe  
 7/8" x 3 1/8" (1 3/4" plow)

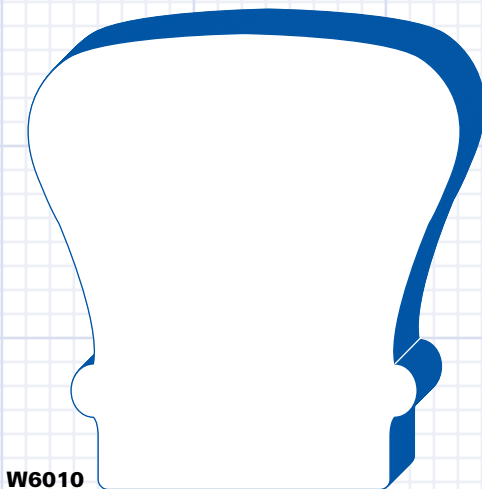
**W6010**  
**White Oak**  
 Hand Rail  
 2 1/4"




OR22




OS12



W6010



OS15



OS16