

BASES & BASE CAPS

C13J
Paint Grade
 Coronado Base
 9/16" x 3 1/4"

C13M
MDF Superprime
 Base
 9/16" x 3 1/4"

C14J
Paint Grade
 Fulton Cap
 13/16" x 1 3/4"

C15J
Paint Grade
 Gallo Base Cap
 11/16" x 1 3/4"

C16J
Paint Grade
 Base
 5/8" x 5 1/2"

C16M
MDF Primed
 Base
 5/8" x 5 7/16"

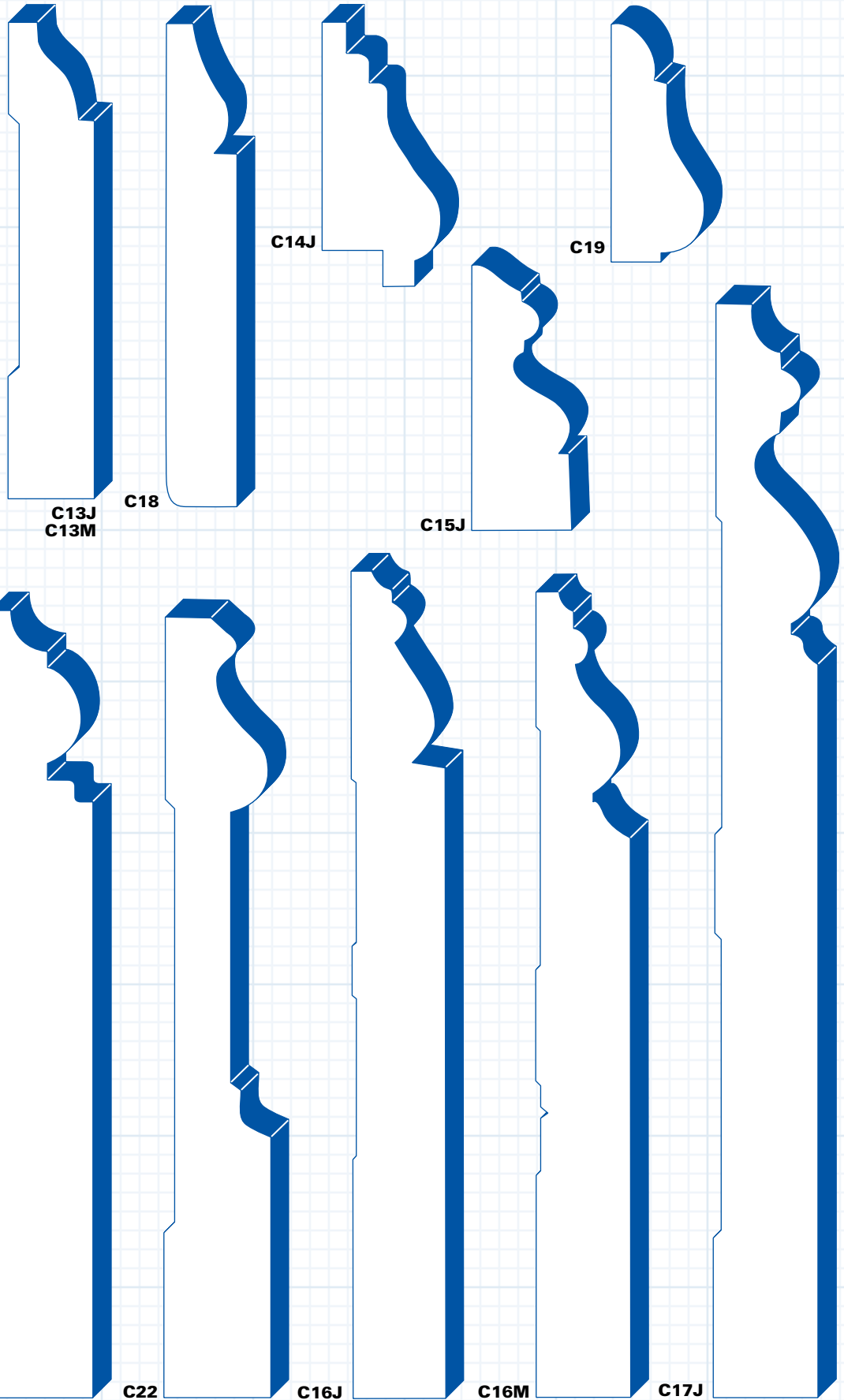
C17J
Paint Grade
 Broadway Base
 11/16" x 7 1/8"

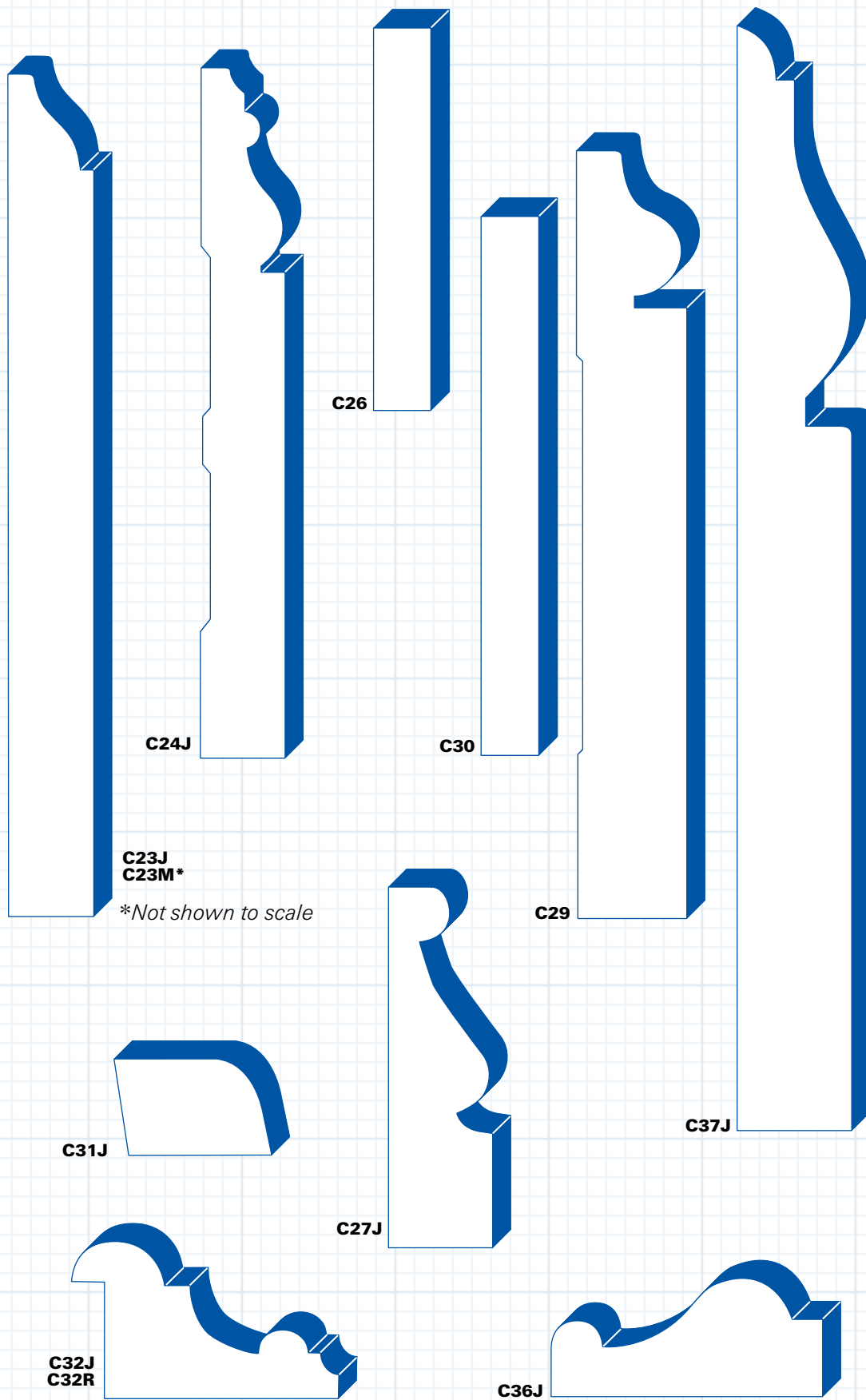
C18
Pine Solid
 First Base
 1/2" x 3 3/16"

C19
Paint Grade
 Kevin Cap
 9/16" x 1 9/16"

C20J
Paint Grade
 Wilson Base
 5/8" x 5 3/16"

C22
Pine Red Knot
 Country Base
 5/8" x 5 3/16"





C23J
Paint Grade
 Coronado Base
 $9/16" \times 5 1/2"$

C23M
MDF Superprime
 Coronado
 $9/16" \times 5 1/4"$

C24J
Paint Grade
 Moulded Base
 $9/16" \times 4 1/2"$

C26
Paint Grade
 Batten
 $3/8" \times 2 1/2"$

C27J
Paint Grade
 Base Cap
 $1 1/16" \times 2 7/16"$

C29
Solid Fir
 VG Base
 $1 1/16" \times 5"$

C30
Paint Grade
 Batten
 $3/8" \times 3 1/2"$

C31J
Paint Grade
 Base Shoe
 $5/8" \times 1"$

C32J
Paint Grade
 Longdon Cap
 $1" \times 1 3/4"$

C32R
**Redwood/
 Red Cedar**
 Longdon Cap
 $1" \times 1 3/4"$

C36J
Paint Grade
 Cap
 $3/4" \times 1 3/4"$

C37J
Paint Grade
 Base
 $3/4" \times 7 1/8"$

**Not shown to scale*

C38J

Paint Grade

Base

$3/4" \times 57/16"$




C38J

C39J

Paint Grade

Base Cap

$5/8" \times 2 1/16"$



C39J



L16



L17

C40J

Paint Grade

Chalmers Base

$5/8" \times 5 1/2"$



C41*

C41*

Paint Grade

Batten

$1/4" \times 3 1/2"$

C42J

Paint Grade

Cap

$1/2" \times 3/4"$



L29



C42J
C42R

C42R

Redwood/Red Cedar

Cap


$1/2" \times 3/4"$

L10S

Oak Coronado

Base

$1/2" \times 4 1/4"$




L11S

Oak Coronado

Base

$1/2" \times 3 1/4"$



L16

Oak Coronado

Cap

$1 1/16" \times 1 3/8"$

L25

L17

Oak

Base Cap

$1/2" \times 3/4"$

L31

L25

Oak

Bullnose and Cove

$1 1/8" \times 1 55/64"$

L29

Oak

Picture Moulding

$1 3/16" \times 1 1/8"$

L31

Oak

Picture Moulding


$1" \times 2"$



C40J

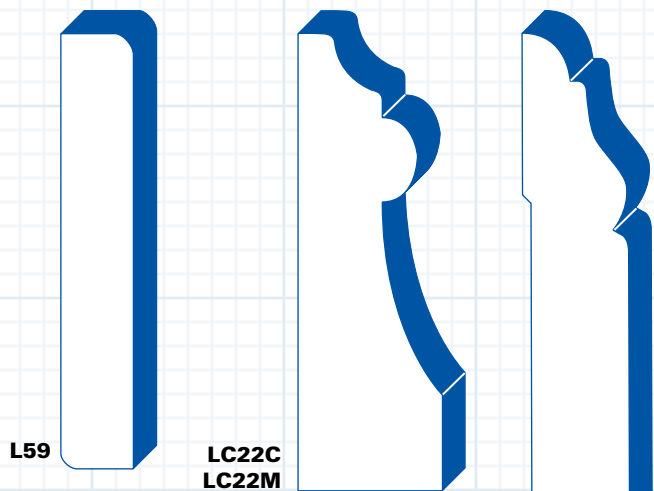


L10S



L11S

**Not shown to scale*



L59
Oak
Reversible Base
 $\frac{3}{8}'' \times 2\frac{1}{4}''$

L106
Oak
OG Moulded Base
 $\frac{5}{8}'' \times 3\frac{1}{4}''$

L120
Oak
Reversible Base
 $\frac{1}{2}'' \times 3\frac{1}{4}''$


LC22C
Cherry Bead
Cap
 $\frac{3}{4}'' \times 2\frac{3}{8}''$

LC22M
Maple Bead
Cap
 $\frac{3}{4}'' \times 2\frac{3}{8}''$

218C
Cherry
Base
 $\frac{1}{2}'' \times 3\frac{1}{4}''$

218G
Mahogany
Base
 $\frac{1}{2}'' \times 3\frac{1}{4}''$

218M
Maple
Base
 $\frac{1}{2}'' \times 3\frac{1}{4}''$



2212
Paint Grade
Wainscot Base
 $\frac{9}{16}'' \times 3\frac{1}{4}''$

2212C
Cherry
Wainscot Base
 $\frac{9}{16}'' \times 3\frac{1}{4}''$

2212G
Mahogany
Base
 $\frac{9}{16}'' \times 3\frac{1}{4}''$

2212M
Maple
Base
 $\frac{9}{16}'' \times 3\frac{1}{4}''$

2212R
Red Oak
Base
 $\frac{9}{16}'' \times 3\frac{1}{4}''$

5514
Paint Grade
Cap
 $\frac{15}{16}'' \times 2\frac{5}{16}''$

5514C
Cherry
Cap
 $\frac{15}{16}'' \times 2\frac{5}{16}''$

5514G
Mahogany
Cap
 $\frac{15}{16}'' \times 2\frac{5}{16}''$

5514M
Maple
Cap
 $\frac{15}{16}'' \times 2\frac{5}{16}''$

5514R
Red Oak
Cap
 $\frac{15}{16}'' \times 2\frac{5}{16}''$

