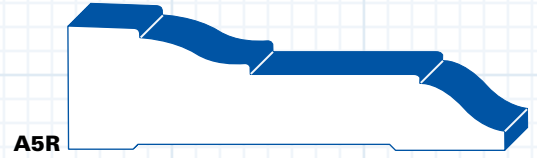


**A5R**

**Redwood/Red Cedar\***


Casing  
5/8" X 2 1/4"



**A8**

**Redwood/Red Cedar\***

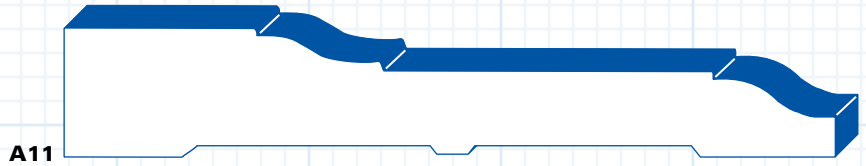
"Beaded" Casing  
5/8" X 3 1/2"



**A11**

**Redwood/Red Cedar\***


Colonial Casing  
5/8" X 4"



**A12R**

**Redwood/Red Cedar\***

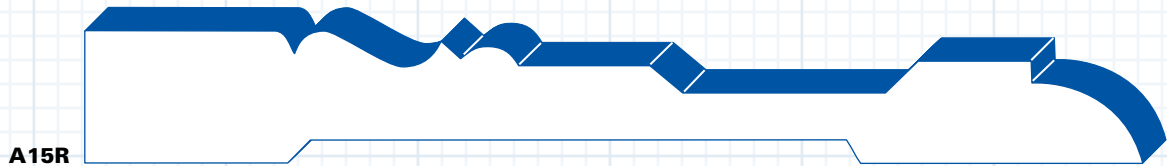
Victorian Casing  
1 1/16" X 5 1/2"



**A15R**

**Redwood/Red Cedar\***


OG Casing  
1 1/16" X 5 1/2"



**A16R**

**Redwood/Red Cedar\***

Bell Casing  
1 1/16" X 5 1/2"



**\*PATTERN MAY ALTERNATE BETWEEN REDWOOD & RED CEDAR DEPENDING ON AVAILABILITY**




A22R

**A22R**  
 Redwood/Red Cedar  
 MPB Casing  
 $\frac{5}{8}'' \times 2\frac{5}{8}''$



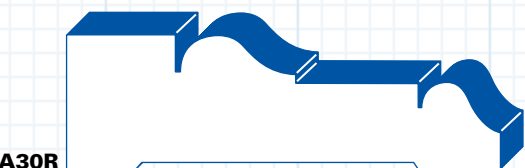
A24R

**A24R**  
 Redwood/Red Cedar  
 AVB Casing  
 $\frac{5}{8}'' \times 3\frac{1}{2}''$



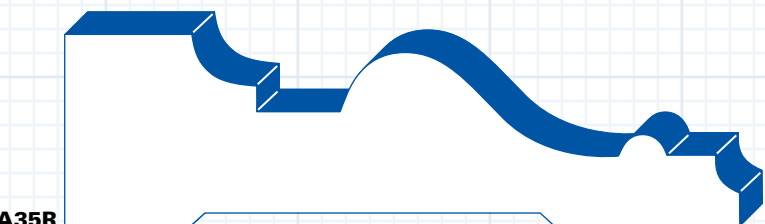
A28R

**A28R**  
 Redwood/Red Cedar  
 Powell & Beach Casing  
 $1'' \times 4''$




A30R

**A30R**  
 Redwood/Red Cedar  
 Augusta Casing  
 $1\frac{1}{16}'' \times 2\frac{1}{4}''$



A35R

**A35R**  
 Redwood/Red Cedar  
 Power Casing  
 $1'' \times 3\frac{1}{2}''$



A55R

**A55R**  
 Redwood/Red Cedar  
 Fluted Casing  
 $1'' \times 5\frac{1}{2}''$

**EXTERIOR MOULDINGS**

**B2**

**Redwood/Red Cedar**  
CAH Crown Moulding  
5 1/4"

**B3R**

**Redwood/Red Cedar**  
Crown Moulding  
3 5/8"

**B6R**

**Redwood/Red Cedar**  
Cove Moulding  
3/4" x 3/4"

**B8**

**Redwood/Red Cedar**  
Bed Moulding  
2 3/4"

**B9**

**Redwood/Red Cedar**  
Header Cap  
1 1/2" x 2 1/4"

**B12**

**Redwood/Red Cedar**  
"Beaded" Cove  
1 5/16" x 2 1/8"

**B18J**

**Redwood/Red Cedar**  
Ovolo Crown  
5 1/2"

B3R

B8

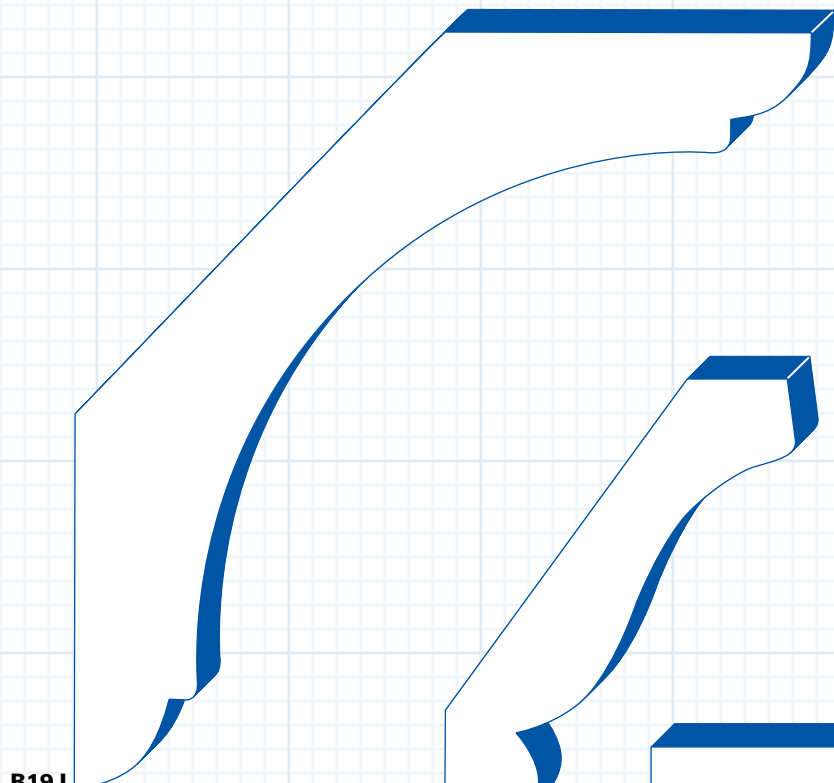
B2

B6R


B9

B12

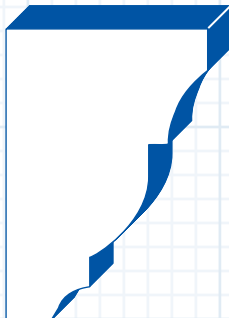
B18J




B19J



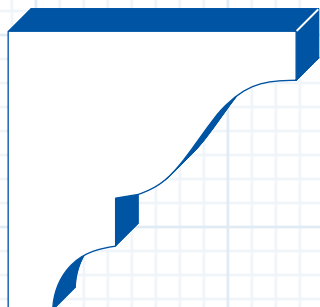
B23R




B29R



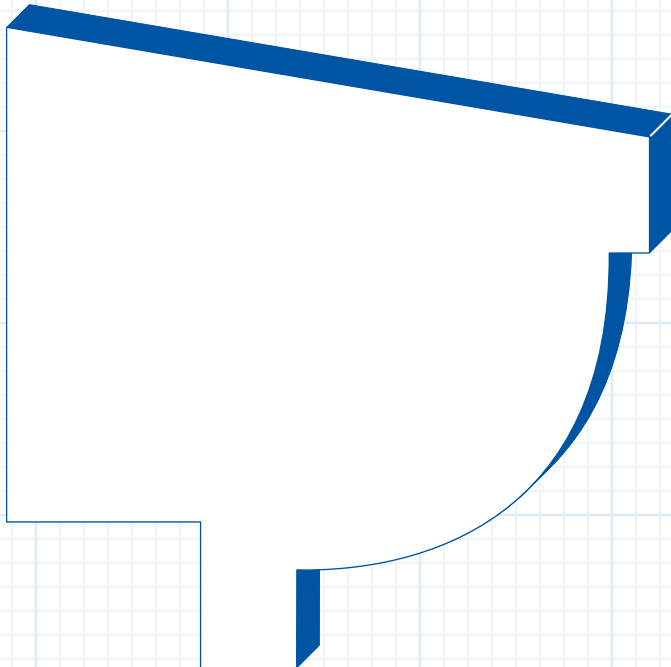
B36



B38



B39



B42J

**B19J**  
 Redwood/Red Cedar  
 Cove  
 5 1/2"

**B23R**  
 Redwood/Red Cedar  
 Crown  
 3 1/8"

**B29R**  
 Redwood/Red Cedar  
 Alydar Crown  
 1" x 1 1/2"

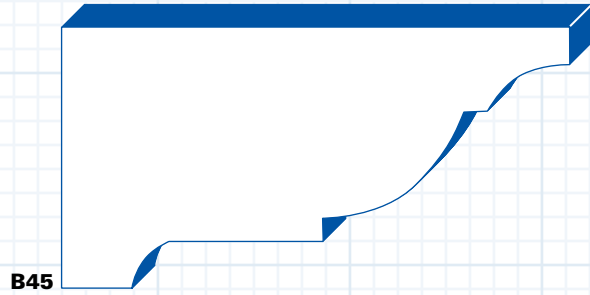
**B36**  
 Redwood/Red Cedar  
 Ballymoss Cove  
 1 1/2" x 1 1/2"

**B38**  
 Redwood/Red Cedar  
 Piggott Crown  
 1 1/2" x 1 1/2"


**B39**  
 Redwood/Red Cedar  
 Cove  
 1" x 1"

**B42J**  
 Red Cedar/Yellow Cedar  
 Norman Capitol  
 3 5/16" x 3 1/4"

**B45**  
 Redwood/Red Cedar  
 Crown  
 1 3/8" x 2 11/16"



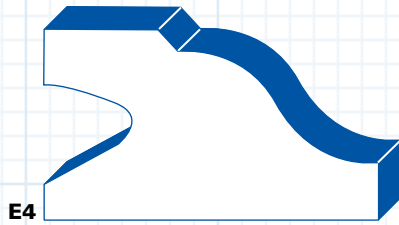
**C8R**  
 Redwood/Red Cedar  
 Base Cap  
 1 1/16" x 1 3/8"




**D10R**  
 Redwood/Red Cedar  
 OG OS Stop S4S  
 1/2" x 1 1/2"



**E4**  
 Redwood/Red Cedar  
 Victorian Stucco  
 1" x 1 3/4"

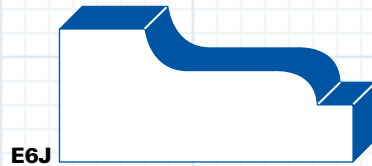


**E5R**  
 Redwood/Red Cedar  
 Panel Moulding  
 5/8" x 1"



**E6J**  
 Redwood/Red Cedar  
 Shingle Moulding  
 1 1/16" x 1 9/16"


**E7**  
 Redwood/Red Cedar  
 Stucco  
 1" x 1 9/16"

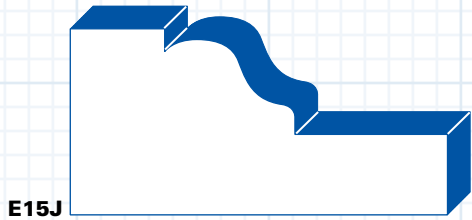


**E14J**  
 Redwood/Red Cedar  
 Dublin Stucco  
 1" x 3"



**C32R**  
 Redwood/  
 Red Cedar  
 Longdon Cap  
 1" x 1 3/4"





**E15J**  
Redwood/Red Cedar  
Brick Moulding  
1" x 2"



**E16**  
Redwood/Red Cedar  
Garage Stop  
1 1/16" x 2 3/8"



**E17R**  
Redwood/Red Cedar  
Brick Moulding  
1 1/4" x 2"



**E20-4**  
Redwood/Red Cedar  
Bevel Cap  
1 3/8" x 3 1/2"

**E20-6J**  
Redwood/Red Cedar  
Bevel Cap  
1 3/8" x 5 1/2"

**E20-8**  
Redwood/Red Cedar  
Bevel Cap  
1 3/8" x 7 1/4"  
not shown


**E20-10**  
Redwood/Red Cedar  
Bevel Cap  
1 3/8" x 9 1/4"  
not shown

**E20-12**  
Redwood/Red Cedar  
Bevel Cap  
1 3/8" x 11 1/4"  
not shown



**F5R**

Redwood/Red Cedar  
Square Stop  
 $\frac{3}{4}'' \times \frac{3}{4}''$



F5R

**F7R**

Redwood/Red Cedar  
Lattice  
 $\frac{1}{4}'' \times 1 \frac{3}{4}''$



F7R

**F8**

Redwood/Red Cedar  
Resawn Batten  
 $\frac{1}{4}'' \times 2 \frac{1}{2}''$



F8

**F9**


Redwood/Red Cedar  
Lattice  
 $\frac{1}{4}'' \times 1 \frac{3}{8}''$



F9

**G2**


Redwood/Red Cedar  
O/S Corner  
 $1 \frac{1}{2}'' \times 1 \frac{1}{2}''$



G2

**G7R**

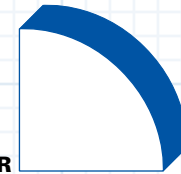
Redwood/Red Cedar  
Half Round  
 $1 \frac{1}{2}''$



G7R

**G10R**

Redwood/Red Cedar  
Quarter Round  
 $\frac{3}{4}'' \times \frac{3}{4}''$



G10R

**G13**


Redwood/Red Cedar  
Quarter Round  
 $1 \frac{1}{2}''$



G13

**G16**

Redwood/Red Cedar  
Quarter Round  
 $1'' \times 1''$



G16

**G18**

Redwood/Red Cedar  
Corner Bead  
 $\frac{5}{8}'' \times \frac{7}{8}''$



G18

**G22**

Redwood/Red Cedar  
Corner Bead  
 $1 \frac{7}{16}'' \times \frac{7}{8}''$



G22

**H4**

Redwood/Red Cedar  
O/S Rustic Plug  
 $\frac{5}{16}'' \times 1 \frac{3}{8}''$

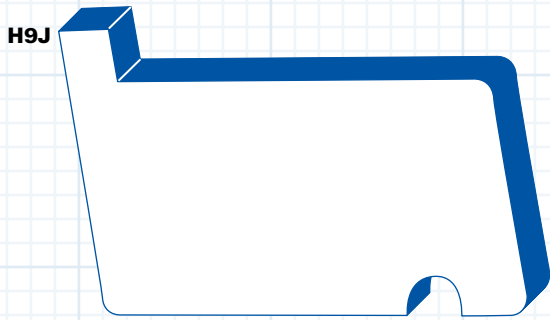


H4

**H7**

Redwood/Red Cedar  
O/S Rustic Plug  
 $\frac{5}{16}'' \times 1 \frac{3}{8}''$






**H9J**  
Redwood/Red Cedar  
Water Table  
1 1/2" x 2 1/2"


**H18**  
Redwood/Red Cedar  
Sash Stool  
1 1/16" x 5 1/8"

**I10**  
Redwood/Red Cedar  
Sill  
2" x 8"  
net size 1 1/2" x 7 1/4"

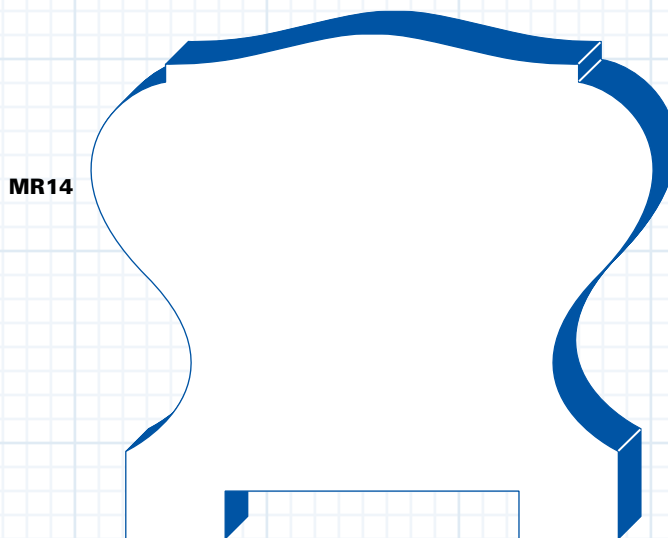
**MR14**  
Cedar  
Rail  
2 3/4" (1 1/2" plow)



**H18**



**I10**




**MR14**




**FR4A**

**Redwood/Red Cedar**  
 Rail Cap  
 4"



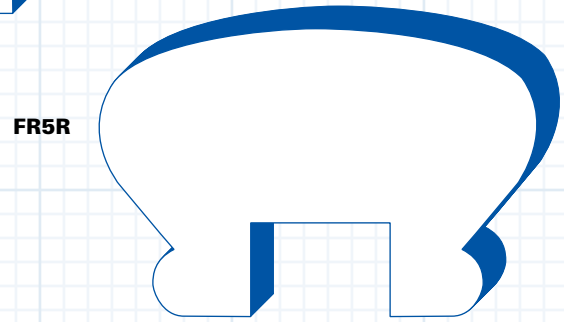
**FR4B**

**Redwood/Red Cedar**  
 Rail Side  
 1" x 3"  
*(For use with 3" x 3" Baluster)*  
 1" x 4"  
*(For use with 4" x 4" Baluster)*



**FR5R**

**Redwood/Red Cedar**  
 Mushroom Plowed Rail  
 1 1/2" x 2 1/4"



**FR9A**

**Redwood/Red Cedar**  
 Handrail  
 1/2" x 2 1/4"



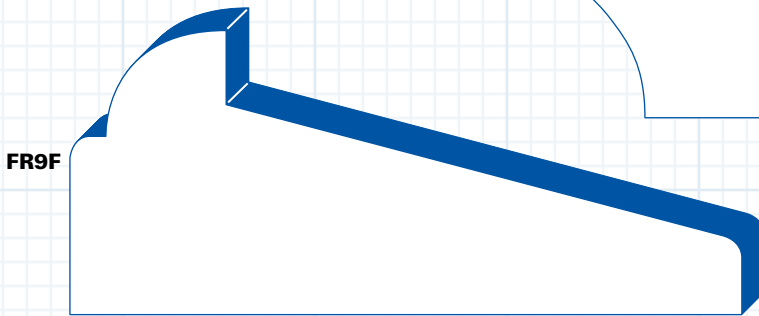
**FR9B**

**Redwood/Red Cedar**  
 Handrail  
 1 1/2" x 3 1/2"




**FR9F**

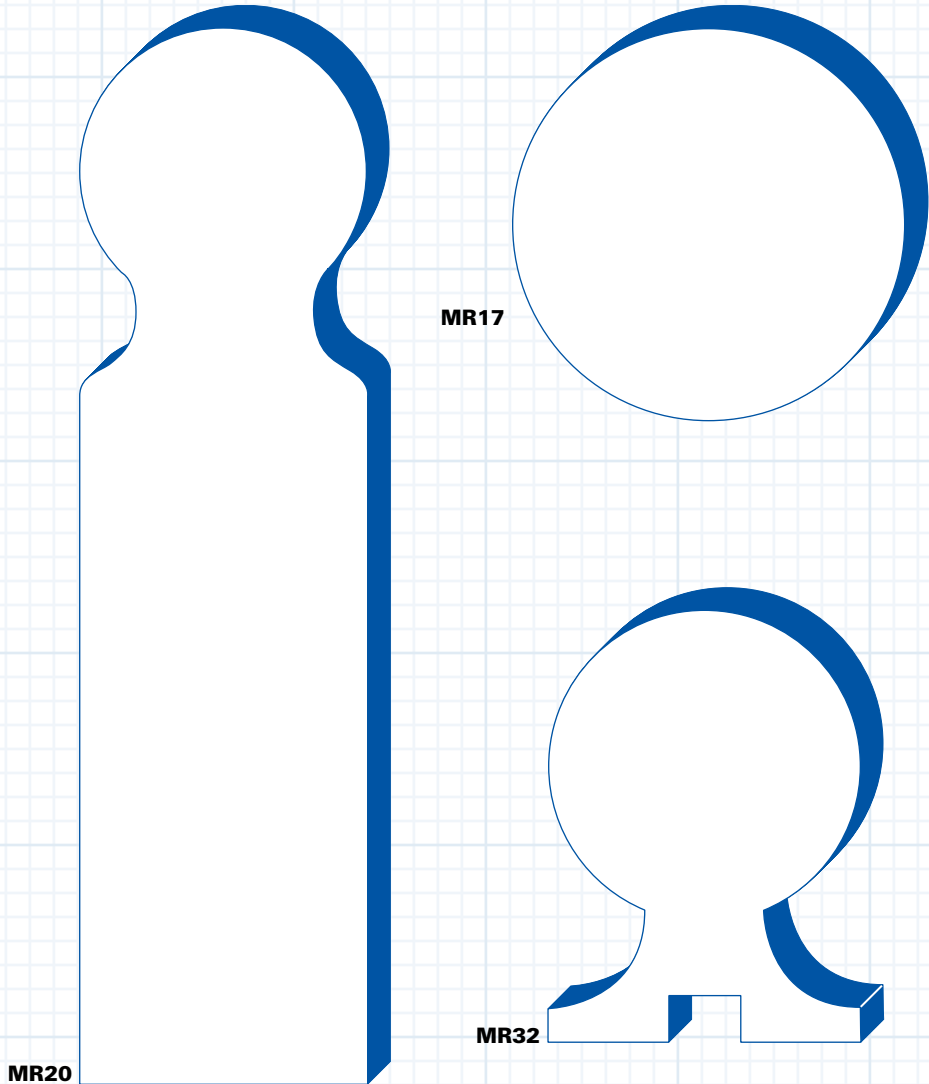
**Redwood/Red Cedar**  
 Foot Rail  
 1 1/2" x 3 1/2"



**FR10A**

**Redwood/Red Cedar**  
 Handrail  
 3/4" x 3 5/8"





**FR10B**  
Redwood  
Handrail  
1 1/2" x 5"

**FS31**  
Cedar  
Shoe Rail  
7/8" x 3 1/8" (1 1/2" plow)

**MR17**  
Redwood/Red Cedar  
Handrail  
2"

**MR20**  
Redwood  
Handrail  
5 1/2" x 1 1/2"

**MR32**  
Redwood/Red Cedar  
Rail  
2 1/4" x 1 5/8"

