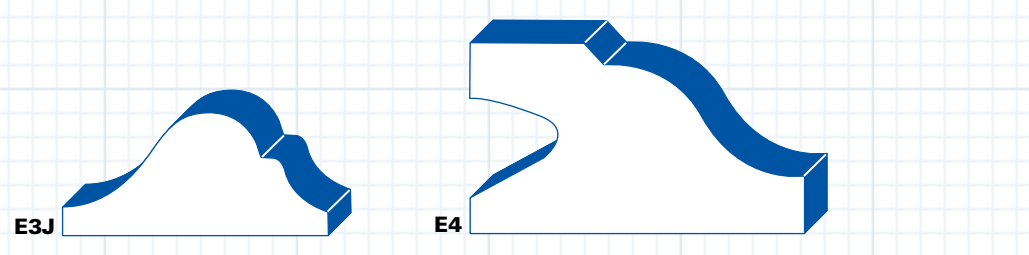


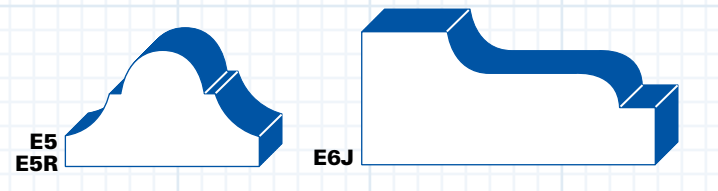
E1J
Paint Grade
Chair Rail
9/16" x 2 1/2"

E2
Pine
Flat Astragal
5/8" x 1 3/4"



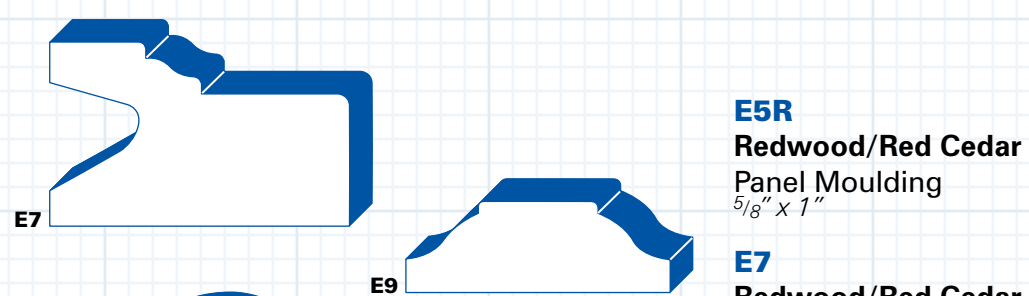
E3J
Paint Grade
Panel Moulding
1 1/16" x 1 3/8"

E4
Redwood/Red Cedar
Victorian Stucco
1" x 1 3/4"



E5
Pine
Panel Moulding
5/8" x 1"


E6J
Redwood/Red Cedar
Shingle Moulding
1 1/16" x 1 9/16"



E5R
Redwood/Red Cedar
Panel Moulding
5/8" x 1"

E7
Redwood/Red Cedar
Stucco
1" x 1 9/16"

E9
Pine
Panel Strip
1/2" x 1 5/8"




E10J
Paint Grade
Panel Moulding
1 1/16" x 2 7/16"

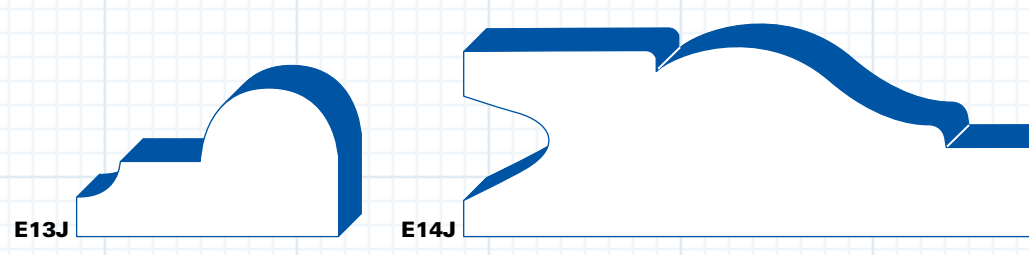
E12J
Paint Grade
Colonial Moulding
1" x 3"

E10R
Redwood/Cedar
Panel Moulding
1 1/16" x 2 7/16"

E13J
Paint Grade
Panel Cap
3/4" x 1 3/8"

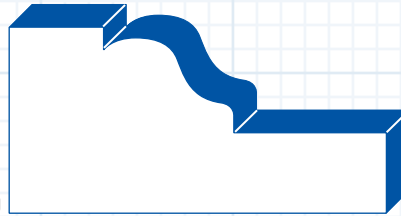


E14J
Redwood/Red Cedar
Dublin Stucco
1" x 3"



E15J

Redwood/Red Cedar
Brick Moulding
1" x 2"



E15J

E16

Redwood/Red Cedar
Garage Stop
1 1/16" x 2 3/8"



E16

E17J

Paint Grade
Brick Moulding
1 1/4" x 2"



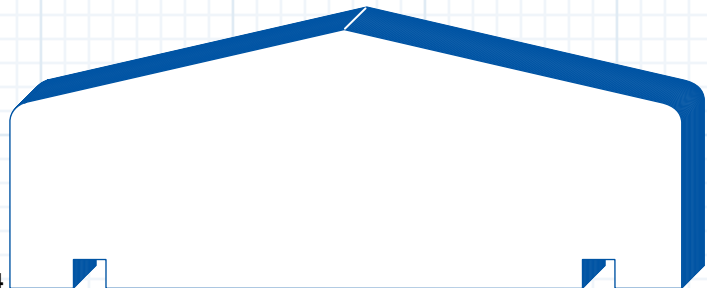
E17J
E17R

E17R

Redwood/Red Cedar
Brick Moulding
1 1/4" x 2"

E20-4

Redwood/Red Cedar
Bevel Cap
1 3/8" x 3 1/2"



E20-4

E20-6

Redwood/Red Cedar
Bevel Cap
1 3/8" x 5 1/2"

E20-8


Redwood/Red Cedar
Bevel Cap
1 3/8" x 7 1/4"
not shown

E20-10


Redwood/Red Cedar
Bevel Cap
1 3/8" x 9 1/4"
not shown

E20-12

Redwood/Red Cedar
Bevel Cap
1 3/8" x 11 1/4"
not shown



E20-6



E21J



E23J


E21J
Paint Grade
Panel Moulding
 $1\frac{1}{4}'' \times 1\frac{11}{16}''$

E23J
Paint Grade
Band Moulding
 $\frac{5}{8}'' \times 1\frac{7}{8}''$




E24J

E24J
Paint Grade
Band Moulding
 $\frac{1}{2}'' \times 1\frac{1}{2}''$




E25

E25
Poplar
Window Band
 $1\frac{3}{4}'' \times 3\frac{1}{8}''$



L26

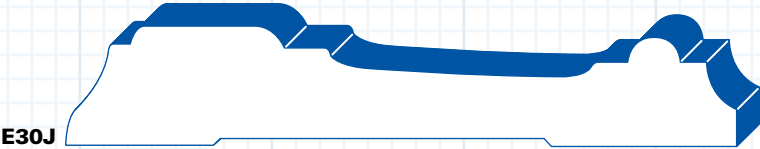


L27

E30J
Paint Grade
Chair Rail
 $\frac{5}{8}'' \times 3\frac{1}{2}''$

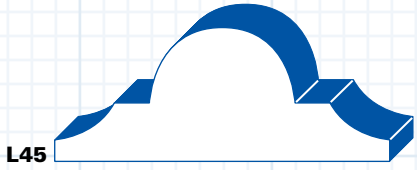
L26
Oak
Crown Moulding
 $\frac{3}{4}'' \times \frac{7}{8}''$

L27
Oak
Crown Moulding
 $1\frac{5}{8}''$



E30J

L45
Oak
Flat Astragal
 $1\frac{1}{16}'' \times 1\frac{3}{4}''$



L45