

**FF12**

**Hemlock**

Fillet

$1/4" \times 1 1/4"$

**FF12**



**FF15**

**Hemlock**

Fillet

$1/4" \times 1 5/8"$

**FF15**



**FR2**

**Hemlock**

Hampton Rail

$2 3/8"$  ( $1 5/8"$  plow)

**FR2**



**FR3**

**Hemlock**

Newport Rail

$2 1/4"$  ( $1 1/4"$  plow)

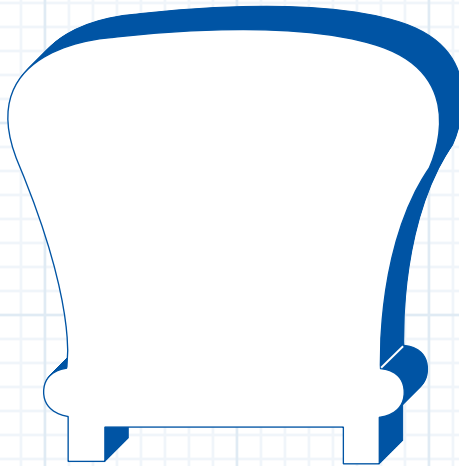
**FR3A**

**Hemlock**


Newport Rail

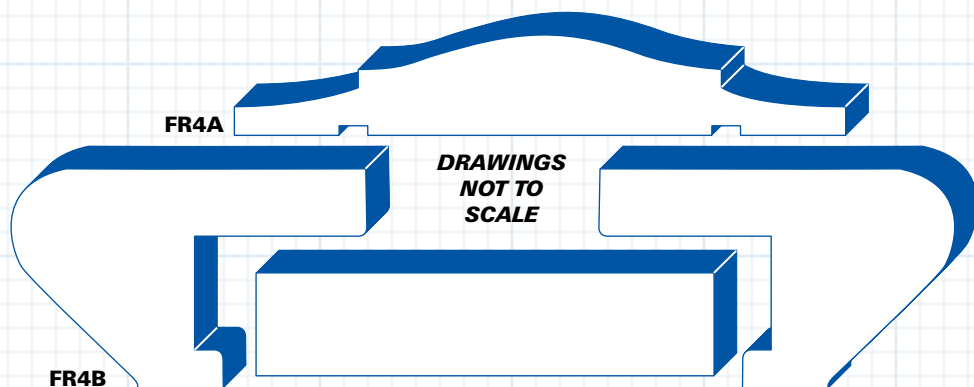
$2 1/4"$

**FR3**



**FR3A**





**FR4A**  
Redwood/Red Cedar  
Rail Cap  
4"

**FR4B**  
Redwood/Red Cedar  
Rail Side  
1" x 3"  
(For use with 3" x 3" Baluster)  
1" x 4"  
(For use with 4" x 4" Baluster)

**FR5R**  
Redwood/Red Cedar  
Mushroom Plowed Rail  
1 1/2" x 2 1/4" (3/4" plow)




**FR6**  
Fir  
Round Rail  
1 3/4"

**FR7**  
Wall Rail  
1 1/4" x 2 7/32"

**FR8**  
Fir  
Round Rail  
1 1/2"

**FR9A**  
Redwood/Red Cedar  
Handrail  
1/2" x 2 1/4"

**FR9F**  
Redwood/Red Cedar  
Foot Rail  
1 1/2" x 3 1/2"



**FR9B**

**Redwood/Red Cedar**

Handrail  
1 1/2" x 3 1/2"



FR9B

**FR10A**

**Redwood/Red Cedar**

Handrail  
3/4" x 3 5/8"



FR10A

**FR10B**

**Redwood**

Handrail  
1 1/2" x 5"



FR10B

**FS12**

**Hemlock**

Shoe  
1 3/16" x 2 1/2" (1 1/4" plow)

**FS24**

**Hemlock**

Shoe  
1 1/4" x 2 1/2" (1 5/8" plow)

**FS31**

**Cedar**

Shoe Rail  
7/8" x 3 1/8" (1 1/2" plow)

**FS31P**

**Paint Grade**

Shoe Rail  
7/8" x 3 1/8" (1 5/8" plow)

**MR14**

**Cedar**

Rail  
2 3/4" (1 1/2" plow)

**MR14P**


**Poplar**

Rail  
2 3/4" (1 5/8" plow)


*Not shown to scale*



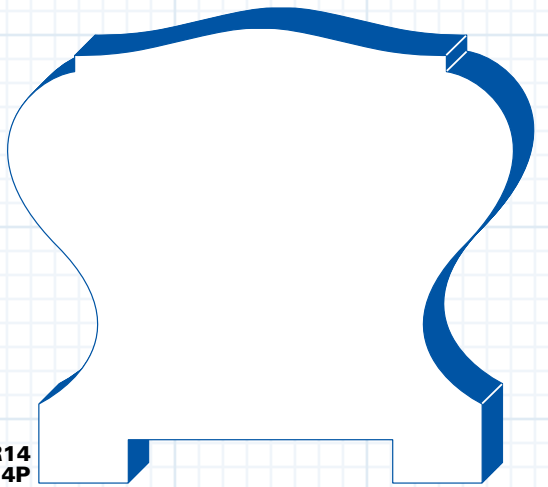
FS12






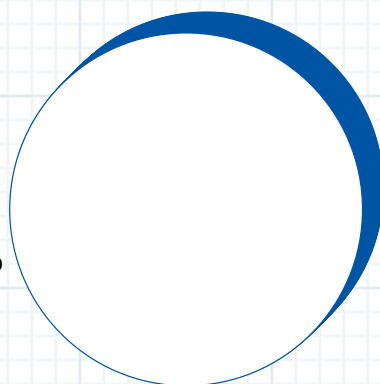
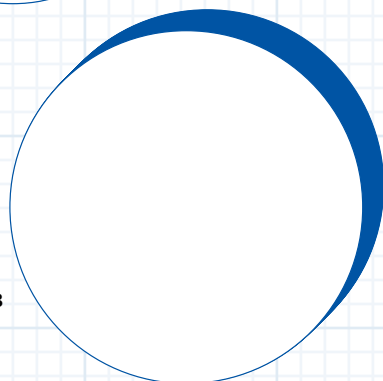

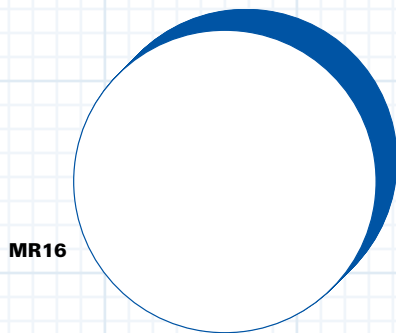
FS24



FS31  
FS31P



MR14  
MR14P



**MR16**  
Mahogany  
Handrail  
1 3/4"

**MR17**  
Redwood/Red Cedar  
Handrail  
2"

**MR18**  
Maple  
Round Rail  
2"

**MR19**  
Cherry  
Round Rail  
2"

**MR20**  
Redwood  
Handrail  
5 1/2" x 1 1/2"

**MR22**  
Maple  
Handrail  
1 1/2"

**MR32**  
Redwood/Red Cedar  
Rail  
2 1/4" x 1 5/8"

*Not shown to scale*

**OF12**

**Oak**

Fillet  
5/16" x 1 1/4"



OF12



OF15

**OF13**

**Oak**

Fillet  
3/8" x 1 1/4"



OF13



OF16

**OF15**

**Oak**

Fillet  
5/16" x 1 5/8"

**OF16**

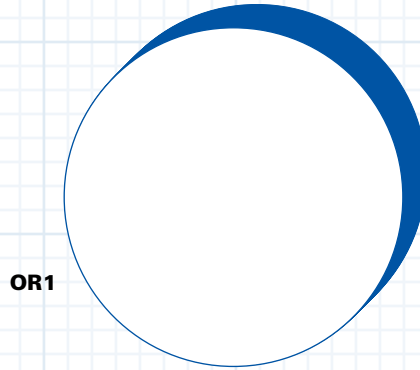
**Oak**

Fillet  
5/16" x 1 3/4"

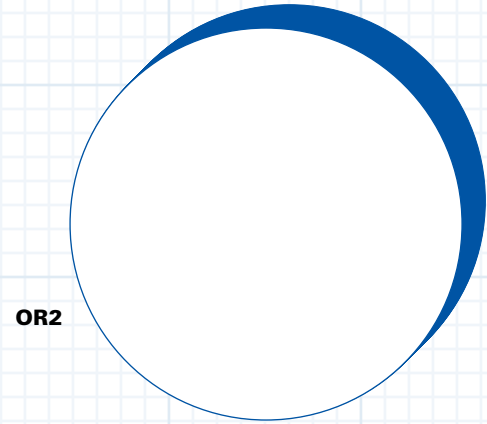
**OR1**

**Oak**

Handrail  
1 3/4"



OR1



OR2

**OR2**


**Oak**

Round Rail  
2"


**OR3**

**Oak**

Oval Rail  
2 1/4"



OR4



OR3

**OR4**

**Oak**

Round Rail  
1 1/2"

**OR6**

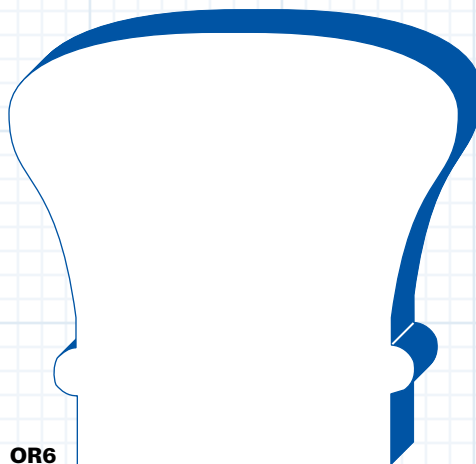
**Oak**

Newport Rail  
2 1/4"


**OR7**

**Oak**

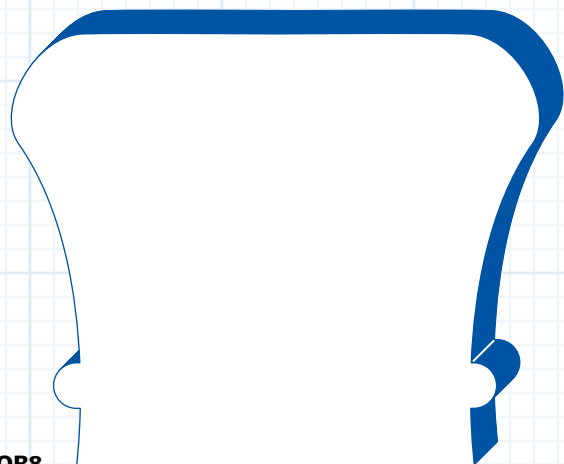
Newport Plowed Rail  
2 1/4" (1 1/4" plow)



OR6



OR7



OR8

**OR8**  
**Oak**  
 Colonial Rail  
 2 3/4"

**OR9**  
**Oak**  
 Jr. Hampton Rail  
 2 1/2" (1 1/4" plow)

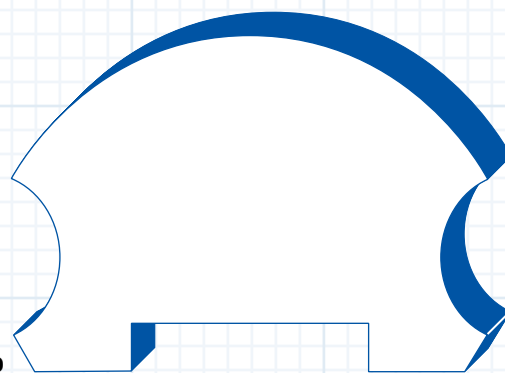
**OR10**  
**Oak**  
 Sr. Hampton Rail  
 2 5/8" (1 3/4" plow)

**OR11**  
**Oak**  
 Bending Rail Form


**OR12**  
**Oak**  
 Bending Rail Form




OR10



OR9



OR11

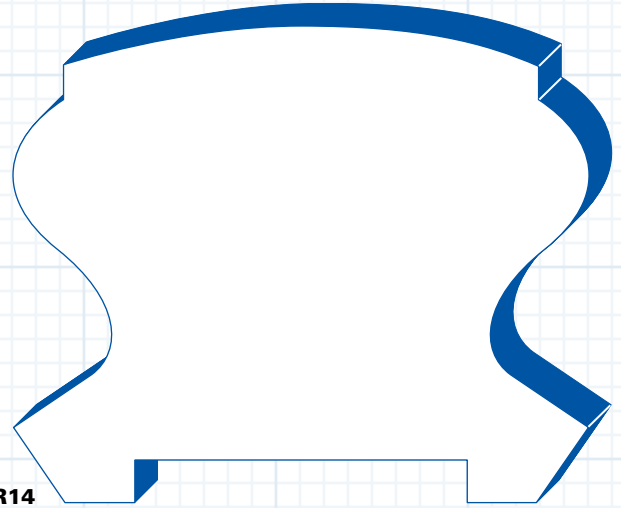


OR12

**OR14**

**Oak**

Washington Rail  
3" (1 3/4" plow)




**OR14**

**OS12**

**Oak**

Shoe  
3/4" x 2 1/2" (1 1/4" plow)




**OS12**

**OS15**

**Oak**

Shoe  
3/4" x 2 1/2" (1 5/8" plow)




**OS15**

**OS16**

**Oak**

Shoe  
7/8" x 3 1/8" (1 3/4" plow)




**OS16**

**OSR12**

**Oak**

Subrail  
Use with Jr. Hampton Oak Rail  
(For use with Oak or Fir 1 1/4" baluster)




**OSR12**

**OSR15**

**Oak**

Subrail  
Use with Jr. Hampton Oak Rail  
(For use with Oak or Fir 1 5/8" baluster)




**OSR15**

**OSR16**

**Oak**

Subrail  
Use with Jr. Hampton Oak Rail  
(For use with Oak or Fir 1 3/4" baluster)



**OSR16**